

# DSA Notes

Tomislav Karastojković, [www.alepho.com](http://www.alepho.com)

## 1 Introduction

Quite often, the algorithms trade off time (CPU cycles) and space (memory). If more memory is spent, then the same problem can be solved faster; and the opposite, with more CPU the same problem can be solved with less memory. For that reason, the algorithms in this notes specify the complexity in terms of time and occasionally in terms of space.

## 2 Divide and Conquer

The technique divides a problem into a set of independent subproblems of the same kind. Each of them is solved and they are merged into a solution. For such approach, the following theorem can be used to compute the complexity.

**Theorem 1.** Let  $a \geq 1$  and  $b > 1$  be the constants, let  $f(n)$  be a function, and let  $T(n)$  be defined on the nonnegative integers by the recurrence

$$T(n) = aT\left(\frac{n}{b}\right) + f(n)$$

where we interpret  $n/b$  to mean either  $\lfloor n/b \rfloor$  or  $\lceil n/b \rceil$ . Then  $T(n)$  can be bounded asymptotically as follows:

1. If  $f(n) = O(n^{\log_b a - \epsilon})$  for some constant  $\epsilon > 0$ , then  $T(n) = \Theta(n^{\log_b a})$
2. If  $f(n) = \Theta(n^{\log_b a})$ , then  $T(n) = \Theta(n^{\log_b a} \lg n)$
3. If  $f(n) = \Omega(n^{\log_b a + \epsilon})$  for some constant  $\epsilon > 0$  and if  $af(n/b) \leq cf(n)$  for some constant  $c < 1$  and all sufficiently large  $n$ , then  $T(n) = \Theta(f(n))$

### 2.1 Towers of Hanoi

Given a three rods and set of  $n \geq 1$  disks of different sizes on the first rod, move them all to the third rod by applying the following rules:

1. At each moment, a disk can be on top only of a bigger disk.
2. Only one disk can be moved at a time.
3. Only disk from the top of a rod can be moved.

The algorithm is trivial if number of disks is 1 as well if it's equal to 2. For  $n = 3$ , the problem can be recursively solved for size of 2 for the middle rod, then third disk is moved to the third rod and problem is again recursively solved for the disks at the middle rod. Similarly, for  $n > 3$ , the middle rod can be used as auxiliary to solve the subproblem of size  $n - 1$ . Then  $n$ -th disk is moved to the third rod and  $n - 1$  disks from the middle rod are moved to the third one by using the same recursive solution for the subproblem of size  $n - 1$ .

Number of moves in such solution is  $2^n - 1$ , where  $n$  is number of disks. That can be easily proved by using induction by  $n$ .

---

**Algorithm 1** Towers of Hanoi

---

**Input**

- $n$  Number of tiles.
- $s$  Source where to begin moving.
- $t$  Target where to end moving.

**Output**

Tiles moved from the source stick to the target.

**Complexity**

$O(n^2)$ .

**procedure** HANOITOWERS( $n, s, t$ )

**if**  $n = 1$  **then**

    Move( $s, t$ )

**else if**  $n = 2$  **then**

$a = \text{Third}(s, t)$

    Move( $s, a$ )

    Move( $s, t$ )

    Move( $a, t$ )

**else if**  $n \geq 3$  **then**

$a = \text{Third}(s, t)$

    Solve( $n - 1, s, a$ )

    Move( $s, t$ )

    Solve( $n - 1, a, t$ )

**procedure** THIRD( $s, t$ )

**if**  $s \neq 1$  **and**  $t \neq 1$  **then return** 1

**if**  $s \neq 2$  **and**  $t \neq 2$  **then return** 2

**if**  $s \neq 3$  **and**  $t \neq 3$  **then return** 3

---

### 3 Dynamic programming

Solution of the dynamic problem must be parametrized in a such way that subproblems are of the same kind. That is, if  $S$  is an optimal solution for the problem with certain parameters (i.e value  $V$  of the problem is optimal), then the subproblem  $S'$  obtained from  $S$  by removing some element of the problem (and hence by reducing some solution's parameter) is optimal too with the same set of parameters. Parameters by which the problem is expressed and optimization performed is problem *dimension*. Is the dimension unique for the problem?

Constructing hierarchy of subproblems usually involves some ordering or sorting of the problem's elements. When the problem is split into two subproblems, those subproblems are independent i.e. solution of the one has no affect on the solution of the other. The optimal solution is recurrent formula by value of the solution, so using  $S$  in that formula isn't possible. We use  $S$  for proving an optimal substructure, but expressing formula is always in terms of the  $V$ .  $S$  and  $V$  are parametrized with same parameters, and  $V$  can use only problem's elements as parameters.

If we take specific element of the problem (first, last etc.) then we can't assume that this element has some special position in the optimal solution. Conversely, if we take some specific element from the optimal solution, then it can be any element from the problem, i.e. no assumption about it's special position in the solution can be made. There's no sense to make optimization by some parameter. If  $V$  is an optimal value, then it can't be parameter of  $S$  because  $S$  and  $V$  have same parameters.

We can try split the optimal solution by removing last element (if that can be done – longest common sequence, optimal edit transformation, knapsack problem where each item is unique). If that isn't possible, we can try by dividing half (matrix-chain multiplication, knapsack problem where number of each item is infinite, maximal set of mutual compatible activities).

To calculate the solution we often need to define the space of subproblems. That is, a set of all subproblems of the given problem, and it's a little bit more complicated than the solution. Usually, space of subproblems is deduced from the recurrent formula of the solution. It is used to calculate optimal solution in bottom-up manner.

Optimal solution of each problem has its own structure, which can contain items, pairs of numbers, stations, etc. To prove optimality it is important to find best structure of the optimal solution which is suited for the proof of optimality. When recurrent formula is given, it is based on the optimal solution, and it's structure is used to express that formula.

#### 3.1 Knapsack with infinite number of items

Knapsack of capacity  $C$  should be filled with items  $x_1, \dots, x_n$ . Items have capacity  $c_k$  and value  $v_k$ ,  $1 \leq k \leq n$ , each item can be taken infinite number of times.

Let  $S$  be an optimal solution for items  $x_1, \dots, x_n$  and capacity  $C$ , let  $x_k \in S$  for some  $k = 1, \dots, n$ . Then  $S \setminus x_k$  is an optimal solution for  $x_1, \dots, x_n, C - c_k$ . Thus,  $S$  depends on one parameter – capacity of the knapsack. So,  $S = S(C)$  and

$$S(C) = S(C - c_k) \cup x_k \text{ for some } k = 1, \dots, n \Rightarrow$$

$$V(C) = \max\{V(C - c_k) + v_k : 1 \leq k \leq n\}$$

Space of subproblems would be  $\{S(M) : 1 \leq M \leq C\}$ .

Iterative solution uses the same logic but with another loop instead the recursive calls.

##### 3.1.1 Alternative approach

The approach above although correct, lacks of understanding about the problem dimension.

Let  $S$  be an optimal solution for items  $x_1, \dots, x_n$  and capacity  $C$ . If  $x_n \in S$ , then  $S \setminus x_n$  is optimal for  $x_1, \dots, x_n$ , and  $C - c_n$ . If  $x_n \notin S$ , then  $S \setminus x_n$  is optimal for  $x_1, \dots, x_{n-1}$  and  $C$ . Thus,  $S$  depends on two parameters – number of items and capacity. So,  $S = S(n, C)$  and

$$S(n, C) = \begin{cases} S(n, C - c_n) \cup x_n, & x_n \in S \\ S(n - 1, C), & x_n \notin S \end{cases} \Rightarrow$$

---

**Algorithm 2** Knapsack with infinite items, the recursive solution
 

---

**Input**

$C$  Knapsack capacity.  
 $n$  Number of items.  
 $i[]$  Items with capacities  $i[k].c$  and values  $i[k].v$ ,  $k = 1, \dots, n$ .

**Output**

$V, T$  Optimal solutions of subproblems.

**Complexity**

$O(n \cdot C)$ .

**procedure** KNAPSACKINFITEMSREC( $C$ )

```

 $m := 0$ 
for  $k := 1$  to  $n$  do
  if  $V[C - i[k].c] = 0$  then
     $V[C - i[k].c] := \text{KnapsackInfItemsRec}(C - i[k].c)$ 
  if  $m < V[C - i[k].c] + i[k].v$  then
     $m := V[C - i[k].c] + i[k].v$ 
     $T[C] := k$ 
 $V[C] := m$ 
return  $m$ 

```

Read( $C, n$ )  $\triangleright$  Knapsack capacity and number of items.

Read( $i[1 .. n]$ )  $\triangleright$  Items capacities and values.

**new**  $V[1 .. C] := [0 .. 0]$   $\triangleright$  Indexed by a subproblem capacity, an optimal solution is determined by stored items indexes of all subproblems from capacity zero up to the given one.

**new**  $T[1 .. C] := [0 .. 0]$

KnapsackInfItemsRec( $C$ )

Write( $T, V$ )

---

**Algorithm 3** Knapsack with infinite items, the iterative solution**Input**

- $C$  Knapsack capacity.
- $n$  Number of items.
- $i[]$  Items with capacities  $i[k].c$  and values  $i[k].v$ ,  $k = 1, \dots, n$ .

**Output**

$V, T$  Optimal solutions of subproblems.

**Complexity**

$O(n \cdot C)$ .

**procedure** KNAPSACKINFITEMSITER( $C$ )

```

for  $c := 1$  to  $C$  do
  for  $k := 1$  to  $n$  do
    if  $V[c] < V[c - i[k].c] + i[k].v$  then
       $V[c] := V[c - i[k].c] + i[k].v$ 
       $T[C] := k$ 
return  $V[C]$ 

```

Read( $C, n$ )  $\triangleright$  Knapsack capacity and number of items.

Read( $i[1 .. n]$ )  $\triangleright$  Items capacities and values.

**new**  $V[1 .. C] := [0 .. 0]$   $\triangleright$  Indexed by a subproblem capacity, an optimal solution is determined by stored items indexes of all subproblems from capacity zero up to the given one.

**new**  $T[1 .. C] := [0 .. 0]$

KnapsackInfItemsRec( $C$ )

Write( $T, V$ )

$$V(n, C) = \max\{V(n, C - c_n) + v_n, V(n - 1, C)\}$$

**3.2 Knapsack with one item of each kind**

Knapsack of capacity  $C$  should be filled with items  $x_1, \dots, x_n$ , items have capacity  $c_k$  and value  $v_k$ ,  $1 \leq k \leq n$ , each item can be taken once.

Let  $S$  be an optimal solution for items  $x_1, \dots, x_n$  and capacity  $C$ . If  $x_n \in S$ , then  $S \setminus x_n$  is optimal for  $x_1, \dots, x_{n-1}$  and  $C - c_n$ . If  $x_n \notin S$ , then  $S \setminus x_n$  is optimal for  $x_1, \dots, x_{n-1}$  and  $C$ . Thus,  $S$  depends on two parameters – number of items and capacity. So,  $S = S(n, C)$  and

$$S(n, C) = \begin{cases} S(n - 1, C - c_n) \cup x_n, & x_n \in S \\ S(n - 1, C) & x_n \notin S \end{cases} \Rightarrow$$

$$V(n, C) = \max\{V(n - 1, C - c_n) + v_n, V(n - 1, C)\}$$

Space of subproblems would be  $\{S(k, M) : 1 \leq k \leq n, 1 \leq M \leq C\}$ .

**3.3 Knapsack with fixed number of items of each kind**

Knapsack of capacity  $C$  should be filled with items  $x_1, \dots, x_n$ , items have capacity  $c_k$  and value  $v_k$ , each item can be taken  $t_k$  times,  $1 \leq k \leq n$ .

Let  $S$  be an optimal solution for items  $x_1, \dots, x_n, t_1, \dots, t_n$ , and capacity  $C$ . If  $x_n \in S, t_n > 0$ , then  $S \setminus x_n$  is optimal for  $x_1, \dots, x_n, t_1, \dots, t_{n-1}, t_n - 1, C - c_n$ . If  $x_n \notin S$  or  $t_n = 0$ , then  $S \setminus x_n$  is optimal for  $x_1, \dots, x_n, t_1, \dots, t_{n-1}, C$ . Thus,  $S$  depends on three parameters – number of items, number of specific item and capacity. So,  $S = S(n, t_n, C)$  and

$$S(n, t_n, C) = \begin{cases} S(n, t_n - 1, C - c_n) \cup x_n, & x_n \in S \wedge t_n > 0 \\ S(n - 1, t_{n-1}, C), & x_n \notin S \vee t_n = 0 \end{cases} \Rightarrow$$

**Algorithm 4** Knapsack with infinite items, the alternative recursive solution**Input**

$C$  Knapsack capacity.  
 $n$  Number of items.  
 $i[]$  Items with capacities  $i[k].c$  and values  $i[k].v$ ,  $k = 1, \dots, n$ .

**Output**

$V, T$  Optimal solutions of subproblems.

**Complexity**

$O(n \cdot C)$ .

**procedure** KNAPSACKINFITEMSREC2( $k, C$ )

```

 $m := 0$ 
if  $V[k, C - i[k].c] = 0$  then
   $V[k, C - i[k].c] := \text{KnapsackInfItemsRec2}(k, C - i[k].c)$ 
 $m := V[k, C - i[k].c] + i[k].v$ 
 $T[C] := k$ 
if  $V[k - 1, C] = 0$  then
   $V[k - 1, C] := \text{KnapsackInfItemsRec2}(k - 1, C)$ 
if  $m < V[k - 1, C]$  then
   $m := V[k - 1, C]$ 
   $T[C] := 0$ 
return  $m$ 

```

**Algorithm 5** Knapsack with one item, the recursive solution**Input**

$C$  Knapsack capacity.  
 $k$  First  $k$  of  $n$  items.  
 $i[]$  Items with capacities  $i[k].c$  and values  $i[k].v$ ,  $k = 1, \dots, n$ .

**Output**

$V$  Maximal value of items for  $k$  items and capacity  $C$ .

**Complexity**

$O(k \cdot C)$ .

**procedure** KNAPSACKONEITEMSREC( $k, C$ )

```

 $m1 := 0, m2 := 0$ 
if  $V[k - 1, C] = 0$  then
   $V[k - 1, C] := \text{KnapsackOneItemsRec}(k - 1, C)$ 
 $m1 := V[k - 1, C] + i[k].v$ 
if  $V[k - 1, C - i[k].c] = 0$  then
   $V[k - 1, C - i[k].c] := \text{KnapsackOneItemsRec}(k - 1, C - i[k].c)$ 
 $m2 := V[k - 1, C - i[k].c] + i[k].v$ 
if  $m1 > m2$  then
   $V[k, C] := m2$ 
else
   $V[k, C] := m1$ 
return  $V[k, C]$ 

```

$\text{Read}(C, n) \triangleright$  Knapsack capacity and number of items.

$\text{Read}(i[1 .. n]) \triangleright$  Items capacities and values.

**new**  $V[1 .. n, 1 .. C] := [0 .. 0]$

$\text{KnapsackOneItemsRec}(n, C)$



$$V(n, t_n, C) = \max\{V(n, t_n - 1, C - c_n) + v_n, V(n - 1, t_{n-1}, C)\}$$

Space of subproblems would be  $\{S(k, t_k, M): 1 \leq k \leq n, 1 \leq M \leq C\}$ .

### 3.4 Matrix chain product

Matrix chain product  $A_1, \dots, A_n$  with dimensions  $t_0 \times t_1, t_1 \times t_2, \dots, t_{n-1} \times t_n$ , should be parenthesized in a such way that number of multiplications is minimal.

Suppose we have an optimal solution  $S : (A_1 \cdots A_k)(A_{k+1} \cdots A_n)$  for some  $k, 1 \leq k < n$ . Then,  $S_1 : A_1 \cdots A_k$  and  $S_2 : A_{k+1} \cdots A_n$  are optimal too. Thus,  $S$  depends on two parameters – index of the first and last matrix in the product. So,  $S = S(1, n)$  and

$$S(1, n) = S(1, k) \cup S(k, n) \text{ for some } k, 1 \leq k \leq n \Rightarrow$$

$$V(1, n) = \max\{V(1, k) + V(k, n) + t_{k-1}t_k t_{k+1}: 1 \leq k \leq n - 1\}$$

Space of subproblems would be  $\{S(i, j): 1 \leq i \leq j \leq n\}$ .

### 3.5 Levenshtein distance

Two words  $A_m$  and  $B_n$  with given number of characters have to be transformed into each other using minimal number of edit operations: inserting, deleting or replacing a character. For example,  $cat \rightarrow kat \rightarrow kate \rightarrow ate$  is transformed by replacing  $c$  with  $k$ , inserting  $e$  and deleting  $k$ . *Levenshtein* distance is defined as minimum number of such edit operations.

Let  $S: A_m \rightarrow B_n$  be an optimal sequence of edit operations from the first to the second word. Let  $o$  be the last edit operation ( $i$  - inserting,  $d$  - deleting or  $r$  - replacing character with the corresponding costs  $c_i, c_d, c_r$ ). Then,  $S \setminus o$  must be optimal solution too. If  $o = i$ , then  $S \setminus i$  transforms  $A_m$  into word  $B_{n-1}$ , so  $S \setminus o: A_m \rightarrow B_{n-1}$ .  $S \setminus d$  transforms  $A_m$  to  $C_{n+1}$  (from which  $B_n$  is obtained by deleting a char). For that reason,  $S \setminus d$  transforms  $A_{m-1}$  to  $B_n$ . Easily, one can see that  $S \setminus r: A_{m-1} \rightarrow B_{n-1}$ . Thus,  $S$  is depending on two parameters – length of the first and second "subword". So,  $S = S(m, n)$  and

$$S(m, n) = \begin{cases} S(m, n - 1) + i, & o = i \\ S(m - 1, n) + d, & o = d \\ S(m - 1, n - 1) + r, & o = r \end{cases} \Rightarrow$$

$$V(m, n) = \min\{V(m, n - 1) + c_i, V(m - 1, n) + c_d, V(m - 1, n - 1) + c_r\}$$

Space of subproblems would be  $\{S(i, j): 1 \leq i \leq m, 1 \leq j \leq n\}$ .

The algorithm is called *Wagner-Fischer algorithm* and goes by dynamic programming technique.

**Theorem 2.** Levenshtein distance  $d$  is a metric, i.e. for all strings  $x, y, z$  the following holds:

1.  $d(x, y) \geq 0$
2.  $d(x, y) = 0 \Leftrightarrow x = y$
3.  $d(x, y) = d(y, x)$
4.  $d(x, y) \leq d(x, z) + d(z, y)$

*Proof.* The first property follows from the definition of the edit distance as number of edit operations.

For the second property, let's prove  $d(x, y) = 0 \Rightarrow x = y$ . Suppose  $x \neq y$ . Then, there exists an optimal transformation  $S: x \rightarrow y$ . From that fact it follows that  $d(x, y) \neq 0$  which is contradictory to the assumption. The opposite direction  $x = y \Rightarrow d(x, y) = 0$  is trivial to prove.

Third property is pretty obvious: number of optimal transformations  $x \rightarrow y$  is same to number of optimal transformations  $y \rightarrow x$  (which are reversed).

To prove the fourth property, suppose that there exists string  $z$  such that  $d(x, z) + d(z, y) < d(x, y)$ . That means that edit operations on the left side of inequality are more optimal than those on the right side of inequality, which is contradiction. QED

---

**Algorithm 6** Levenshtein distance with Wagner-Fischer algorithm
 

---

**Input**

$A$  First word of the length  $m$ .  
 $B$  Second word of the length  $n$ .

**Output**

$V$  Number of edit operations to do.  
 $S$  Edit operations to perform.

**Complexity**

$O(k \cdot C)$ .

**procedure** LEVENSHTein( $m, n$ )

**if**  $m = 1$  **and**  $n = 1$  **then**

▷ Transformations of strings of length 1 goes by replacing.

$V[1, 1] := c_r, S[1, 1] := 'r'$

**return**

**else if**  $m = 1$  **then**

**if**  $V[1, n - 1] = 0$  **then**

Levenshtein( $1, n - 1$ )

$V[1, n] := V[1, n - 1] + c_d, S[1, n] := 'd'$

**else if**  $n = 1$  **then**

**if**  $V[m - 1, 1] = 0$  **then**

Levenshtein( $m - 1, 1$ )

$V[m, 1] := V[m - 1, 1] + c_i, S[m, 1] := 'i'$

**else**

**if**  $V[m, n - 1] = 0$  **then**

Levenshtein( $m, n - 1$ )

$V[m, n] := V[m, n - 1] + c_i, S[m, n] := 'i'$

**if**  $V[m, n] > V[m - 1, n] + c_d$  **then**

$V[m, n] := V[m - 1, n] + c_d, S[m, n] := 'd'$

**if**  $V[m, n] > V[m - 1, n - 1] + c_r$  **then**

$V[m, n] := V[m - 1, n - 1] + c[r], S[m, n] := 'r'$

Read( $c_i, c_d, c_r$ ) ▷ Costs of edit operations.

Read( $[1 .. m], B[1 .. n]$ ) ▷ Optimal solutions of subproblems.

**new**  $V[1 .. m, 1 .. n] := [0..0], S[1 .. m, 1 .. n] := [''..'']$

Levenshtein( $m, n$ )

---

### 3.6 Damerau-Levenshtein distance

*Damerau-Levenshtein distance* adds transposition of two adjacent characters to Levenshtein distance. Transposition occurs in cases like *deamon*  $\rightarrow$  *daemon*.

If  $S: A_m \rightarrow B_n$  is an optimal transformation and the last operation is transposition  $t$  of cost  $c_t$ , then  $S \setminus t$  is optimal for  $A_{m-2} \rightarrow B_{n-2}$ . Thus,

$$S(m, n) = \begin{cases} S(m, n-1) + i, & o = i \\ S(m-1, n) + d, & o = d \\ S(m-1, n-1) + r, & o = r \\ S(m-2, n-2) + t, & o = t \end{cases} \Rightarrow$$

$$V(m, n) = \min\{V(m, n-1) + c_i, V(m-1, n) + c_d, V(m-1, n-1) + c_r, V(m-2, n-2) + c_t\}$$

### 3.7 Longest common sequence

Let  $X_m = (x_1, \dots, x_m), Y = (y_1, \dots, y_n)$  be two sequences. Find the longest common sequence of  $X_m$  and  $Y_n$ .

Suppose that  $S$  is optimal solution i.e. longest common sequence of  $X_m$  and  $Y_n$ . If  $x_m = y_n$ , then  $S \setminus x_m$  is optimal for  $X_{m-1}$  and  $Y_{n-1}$ . If  $x_m \neq y_n$ , then  $S \setminus x_m$  is better solution of the solutions for  $X_{m-1}, Y_n$  and  $X_m, Y_{n-1}$ , which are optimal too. Thus,  $S$  is depending of two parameters – length of the subsequence of  $X$  and  $Y$ . So,  $S = S(m, n)$  and:

$$S(m, n) = \begin{cases} S(m-1, n-1) \cup x_m, & x_m = y_n \\ \text{best of } S(m-1, n), S(m, n-1), & x_m \neq y_n \end{cases} \Rightarrow$$

$$V(m, n) = \begin{cases} V(m-1, n-1) + 1, & x_m = y_n \\ \max\{V(m-1, n), V(m, n-1)\}, & x_m \neq y_n \end{cases}$$

Space of subproblems would be  $\{S(i, j): 1 \leq i \leq m, 1 \leq j \leq n\}$ .

### 3.8 Maximal set of activites

Let  $a_1, \dots, a_n$  be the activites with starting and finishing times,  $s_k$  and  $f_k, 1 \leq k \leq n$ . Find the maximal subset of mutual compatible activites.

Suppose that  $S$  is an optimal solution, let  $a_k \in S$  be an activity.  $S \setminus a_k$  is splitted into two subsets:  $S = S_1 \cup S_2$ ,  $S_1$  - activites that finish before  $s_k$ ,  $S_2$  - activites that start after  $f_k$ . Then,  $S_1$  and  $S_2$  are optimal too. Thus,  $S$  is depending of two parameters – starting and finishing time. So,  $S = S(0, \infty)$  with activites that start after 0 and finish before  $\infty$  and

$$S(0, \infty) = S(0, s_k) \cup a_k \cup S(f_k, \infty) \text{ for some } a_k = (s_k, f_k), 1 \leq k \leq n \Rightarrow$$

$$V(0, \infty) = \max\{V(0, s_k) + 1 + V(f_k, \infty): 1 \leq k \leq n\}$$

Space of subproblems would be  $\{S(i, j): 0 \leq i \leq j \leq \infty\}$ .

### 3.9 Minimal number of halls

Let  $a_1, \dots, a_n$  be the activites with starting and finishing times,  $s_k$  and  $f_k, 1 \leq k \leq n$ . Find the minimal numbers of halls so all activities could be realized.

Optimal solution  $S$  is composed of the solutions for single halls, i.e.  $S = S_n \cup S_{n-|S_1|} \cup \dots \cup S_{n-\sum_{k=1}^{n-1} |S_k|}$ , where  $S_k$  is optimal solution for single hall and  $k$  activites. Thus,  $S$  is reduced to solve on single halls.

### 3.10 Machine jobs

Let  $x_1, \dots, x_n$  be jobs to be done on one machine. Each job lasts for  $t_k$  time units, must be finished before deadline  $d_k$  and makes profit  $p_k$ . One job at the time can be done on the machine. Find jobs such that profit is maximal.

We can assume that  $d_1 \leq \dots \leq d_n$ ; otherwise, we can renumerate jobs so this holds true. Let  $S$  be an optimal solution for  $x_1, \dots, x_n, d_n, t_1 + \dots + t_n$ . If  $x_n \in S$ , then  $S \setminus x_n$  is optimal for  $x_1, \dots, x_{n-1}, d_n - t_n, t_1 + \dots + t_{n-1}$ . If  $x_n \notin S$ , then  $S \setminus x_n$  is optimal for  $x_1, \dots, x_{n-1}, d_{n-1}, t_1 + \dots + t_{n-1}$ . Thus,  $S$  depends of three parameters – number of jobs, deadline and total time for these jobs. So,  $S = S(n, d_n, t_1 + \dots + t_n)$  and

$$S(n, d_n, t_1 + \dots + t_n) = \begin{cases} S(n-1, d_n - t_n, t_1 + \dots + t_{n-1}) \cup x_n, & x_n \in S \\ S(n-1, d_{n-1}, t_1 + \dots + t_{n-1}), & x_n \notin S \end{cases} \Rightarrow$$

$$V(n, d_n, t_n) = \max\{V(n-1, d_n - t_n, t_1 + \dots + t_{n-1}) + p_n, V(n-1, d_{n-1}, t_1 + \dots + t_{n-1})\}$$

Space of subproblems would be  $\{S(k, d_k, t_1 + \dots + t_k) : 1 \leq k \leq n\}$ .

### 3.11 Stations

Let  $s_1, \dots, s_n$  be stations with distances between them:  $d_1 = d(s_2, s_1), \dots, d_{n-1} = d(s_n, s_{n-1})$ . When car's tank is full it has gas for  $l$  miles. Find minimal number of stops for the car to traverse the whole road.

Let  $S$  be an optimal solution for  $n$  stations, distance  $d_1 + \dots + d_{n-1}$ , tank with gas for  $l$  miles. If car stops in  $s_2$ , then it has  $n-1$  stations, distance  $d_2 + \dots + d_{n-1}$  and  $l$  gas. If car does not stop in  $s_2$ , then it has  $n-1$  stations, distance  $d_2 + \dots + d_{n-1}$  and  $l - d_1$  gas. Solution  $S \setminus s_1$  is optimal for  $s_2, \dots, s_n, d_2 + \dots + d_{n-1}, l$  or  $l - d_1$  (depending of that if the car has stopped). Thus,  $S$  is depending of three parameters – number of stations, distance to traverse and gas in the tank. So,  $S = S(n, d_1 + \dots + d_{n-1}, l)$  and

$$S(n, d_1 + \dots + d_{n-1}, l) = \begin{cases} S(n-1, d_2 + \dots + d_{n-2}, l), & \text{stopped at } s_2 \\ S(n-1, d_2 + \dots + d_{n-2}, l - d_1), & \text{not stopped at } s_2 \end{cases} \Rightarrow$$

$$V(n, d_1 + \dots + d_{n-1}, l) = \min\{V(n-1, d_2 + \dots + d_{n-2}, l) + 1, V(n-1, d_2 + \dots + d_{n-2}, l - d_1)\}$$

Let's prove that dynamic solution can be transformed into greedy solution. Let  $s_k$  be the station where car has stopped when no gas is available to reach next station, i.e.  $k \leq n$  is such that  $d_1 + \dots + d_{k-1} \leq l < d_1 + \dots + d_k$ . Then,  $s_k$  is the first station to stop for the car. To prove this we need to prove:

1.  $s_k$  belongs to some optimal solution
2.  $V(n, d_1 + \dots + d_{n-1}, l) = V(n-k, d_{n-k+1}, l - (d_1 + \dots + d_{k-1})) + 1$

Proof for 2. is trivial because  $s_k$  is chosen such that recurrent formula loses  $min$  function and all subproblems but one. Let's prove 1. Suppose that  $S$  is an optimal solution which doesn't contain  $s_k$ . Then,  $s_l, l < k$ , must belong to  $S$  ( $l > k$  is not possible). Thus,  $S \setminus s_l \cup s_k$  is also an optimal solution which contradicts to the assumption that  $s_k \notin S$ .

### 3.12 Greedy solution of the fractional knapsack problem

Proove that fractional knapsack problem has the greedy-choice property.

Let  $a_1, \dots, a_n$  be items sorted in descending order of  $\frac{v_k}{w_k}, 1 \leq k \leq n$ , where  $v_k$  is value,  $w_k$  is weight of the  $k$ -th item. If optimal solution  $S$  does not contain fraction  $f_1 \leq w_1$  of the item  $a_1$ , then it contains fraction  $f_k = f_1, k > 1$ . So,  $S$  contains fraction  $f_k = f_1, k > 1$ , where  $\frac{v_k}{w_k} < \frac{v_1}{w_1}$ . Then,  $S \setminus f_k \cup f_1$  is better solution than  $S$ , which is contradiction. Thus,  $S$  contains fraction  $f_1$  of the item  $a_1$  with maximal average value  $\frac{v_1}{w_1}$ .

### 3.13 Maximal product

Let  $A, B$  be two sets with  $n$  integers. Reorder those integers so  $\prod_{i=1}^n a_i^{b_i}$ , is maximal, where  $a_i \in A, b_i \in B$ .

Let  $S$  be an optimal solution for  $n$  numbers  $a_1, \dots, a_n, b_1, \dots, b_n$ . Then,  $S \setminus (a_1, b_1)$  is optimal for some  $a_1, b_1$ . Thus,  $S = S(n)$  and

$$S(n) = (a_1, b_1) \cup S(n-1) \text{ for some } a_1 \in A, b_1 \in B \Rightarrow$$

$$V(n) = \max\{a^b V(n-1) : a \in A, b \in B\}$$

Let's prove that this solution can be transformed to a greedy solution, when  $a_1 = \max A, b_1 = \max B$ . To prove this we need to prove:

1.  $a_1 = \max A, b_1 = \max B$  belong to some optimal solution
2.  $V(n) = a^b V(n-1)$

Proof for 2. is trivial because  $a, b$  are chosen such that formula looses max function. Suppose that  $S$  is an optimal solution where  $a_1 \neq \max A$  or  $b_1 \neq \max B$ . Then,  $S$  is solution such that  $\prod_{k=1}^n a_k^{b_k}, a_1 \neq \max A, b_1 \neq \max B, k = 1, \dots, n$ . Let be  $a = \max A, b = \max B$ . Then,

$$\prod_{k=1}^n a_k^{b_k} < a^b \prod_{k=1, a_k \neq a, b_k \neq b}^n a_k^{b_k}$$

from which follows that  $S$  is not optimal because we've found better reordering of  $A, B$ . This is a contradiction.

## 4 Backtracking

The technique involves examining of all possible solutions and quitting a search as soon as it shows that it does not lead to a solution.

### 4.1 N queens problem

Problem: On a chess board of size  $n \times n$ , one should place  $n$  queens, so no two queens threaten to each other.

The solution starts from the first column, by placing a queen  $Q$  at the first row. Then it tries to place queens at the subsequent columns by verifying that there are no other queens threaten to  $Q$  placed at previous columns. To perform such check, the function `CHECKCELL(row, column)` assumes that queens are placed on the previous columns. So, it verifies that for a queen  $Q$  at the field  $(row, column)$  there are no other queens at the same row, upper left or bottom left part of diagonals.

The main function is `QUEENSOLVE(column)` which checks whether a queen can be placed at the given column. If there are no threats by queens at the previous columns (by recursively calling `QUEENSOLVE`), the board field is updated to true and the procedure recursively proceeds with the subsequent columns. If the recursion gives a negative answer, then the field is updated to false and the backtrack is performed by repeating the algorithm with other positions as possible solutions.

### 4.2 Knight's tour

Problem: On a chess board of size 8, starting from the field  $(1, 1)$ , a knight should visit each field exactly once.

The solution starts from the field  $(1, 1)$  and checks for available fields. If not visited, then the algorithm marks it as visited and proceeds recursively. If there are no available fields, then the current field does lead to the solution and it's marked as not visited and the algorithm proceeds with other fields.

### 4.3 Sudoku

Problem: Given a grid  $9 \times 9$  with partially filled cells with digits  $1, \dots, 9$  (empty cell has zero) fill all other cells with the digits so the following conditions are met:

1. Each digit is unique in each row and each column.
2. Each digit is unique in each of nine subgrids of size  $3 \times 3$ .

The algorithm would be:

1. Go cell by cell from  $(1, 1)$  to  $(9, 9)$  and for each such cell check:
  - (a) is the digit unique in the row/column
  - (b) does the digit fit to a subgrid
2. If the check is positive, repeat the algorithm recursively on the next cell.
3. If the check is negative, try another digit with the current cell. If such digit is not available then go back one cell and repeat the check with next available digit.
4. If all cells are populated, a solution is found.

### 4.4 Longest possible route

Problem: Given a matrix  $m \times n$  with a few hurdles arbitrary placed, find the longest possible route from a source to a destination field. Visiting goes by moving to adjacent cells which are not hurdles. Diagonal moves are not allowed. Visiting the same cell again on a path is not allowed.

---

**Algorithm 7** N queens on a chess board

---

**Input**

- $r$  Cell's row where to put the queen.
- $c$  Cell's column where to put the queen.

**Output**

Returns true if a queen can be placed at the given position, false if not.

**procedure** CHECKCELL( $r, c$ )

- ▷ Check columns at the same row before this one.
- for** 1 **to**  $c - 1$  **do**
- if**  $B[r][i] = \text{true}$  **then**
- return false**
- ▷ Check upper left part of the diagonal.
- for**  $i := r - 1$  **downto** 1,  $j := c - 1$  **downto** 1 **do**
- if**  $B[i][j] = \text{true}$  **then**
- return false**
- ▷ Check lower left part of the diagonal.
- for**  $i := r + 1$  **to**  $n$ ,  $j := c - 1$  **downto** 1 **do**
- if**  $B[i][j] = \text{true}$  **then**
- return false**
- return true**

**Input**

- $c$  Column to check whether a queen can be placed.

**Output**

- $B$  Cells set to true if the queen can be placed at some row at the column  $c$ .
- Returns true if the queen can be placed at the column  $c$ .

**procedure** QUEENSOLVE( $c$ )

- ▷ Recursion end.
- if**  $c > n$  **then**
- return true**
- ▷ Traverse rows of the given column.
- for**  $i := 1$  **to**  $n$  **do**
- if** CheckCell( $i, c$ ) = **true** **then**
- $B[i][c] := \text{true}$
- if** QueensSolve( $c + 1$ ) = **true** **then**
- return true**
- ▷ Current field does not lead to the solution, do the backtrack.
- $B[i][c] := \text{false}$
- return false**

▷ Matrix with cells holding true where the queen can be placed.

- new**  $B[1 .. n][1 .. n]$
- for**  $i := 1$  **to**  $n$  **do**
- for**  $j := 1$  **to**  $n$  **do**
- $B[i][j] := \text{false}$

QueensSolve(1)

---

---

**Algorithm 8** Knight's tour

---

**Input**

- $r$  Row to check whether it is part of the chess board.
- $c$  Column to check whether it is part of the chess board.

**Output**

True if does, false if not.

**procedure** CHECKFIELD( $r, c$ )

**return**  $1 \leq r \leq 8$  **and**  $1 \leq c \leq 8$

**Input**

- $r$  Row to check whether it is part of the solution.
- $c$  Column to check whether it is part of the solution.

**Output**

$B$  Matrix with fields enumerated as the knight visits them, zero if not visited yet.

**procedure** KNIGHTSOLVE( $r, c$ )

**if**  $B[r][c] = 0$  **then**

$B[r][c] := g$

$g := g + 1$

**if**  $g > 64$  **then**

**return true**

**for**  $j$  **in**  $J$  **do**

▷ Next row and column.

$r' := r + j[1], c' := c + j[2]$

**if** CheckField( $r', c'$ ) = **true** **and**  $B[r'][c'] = 0$  **then**

**return** KnightSolve( $r', c'$ )

▷ No jump leads to the solution, do the backtrack.

$B[r][c] := 0$

$g := g - 1$

**return false**

$J := \{(-1, +2), (+1, +2), (+2, +1), (+2, -1), (-1, -2), (+1, -2), (-2, +1), (-2, -1)\}$  ▷ Jumps.

$g := 1$  ▷ Jumps counter.

**new**  $B[1 .. 8][1 .. 8]$  ▷ Chess board.

**for**  $i := 1$  **to** 8 **do**

**for**  $j := 1$  **to** 8 **do**

$B[i][j] := 0$

KnightSolve(1, 1)

---



**Algorithm 9** Sudoku**Input**

- $r$  Row where to check whether the digit has a conflict.
- $c$  Column where to check whether the digit has a conflict.
- $d$  Digit to check whether it conflicts to the same digit in the grid.

**Output**

True if does, false if not.

**procedure** CHECKFIELD( $r, c, d$ )

```

if  $G[r, c] \neq 0$  then
  return false
▷ Check the row.
for  $i := 1$  to 9 do
  if  $i \neq c$  and  $G[r, i] = d$  then
    return false
▷ Check the column.
for  $i := 1$  to 9 do
  if  $i \neq r$  and  $G[i, c] = d$  then
    return false
▷ Check the subgrid.
 $g_x := (r - 1)/3$ ,  $g_y := (c - 1)/3$ 
for  $i := 3 \cdot g_x + 1$  to  $3 \cdot g_x + 3$  do
  for  $j := 3 \cdot g_y + 1$  to  $3 \cdot g_y + 3$  do
    if  $(i, j) \neq (r, c)$  and  $G[i, j] = d$  then
      return false
return true

```

**Input**

- $r$  Row where to look for the next cell.
- $c$  Column where to look for the next cell.

**Output**

Next cell if available, null if not.

**procedure** NEXTCELL( $r, c$ )

```

if  $r < 9$  then
  return  $(r + 1, c)$ 
if  $r = 9$  and  $c < 9$  then
  return  $(1, c + 1)$ 

```

---

**Algorithm 10** Sudoku
 

---

**Input**

- $r$  Row where to examine the grid whether a digit can be placed.  
 $c$  Column where to examine the grid whether a digit can be placed.

**Output**

True if does, false if not.

**procedure** SUDOKUSOLVE( $r, c$ )

**for**  $i := 1$  **to** 9 **do**

**for**  $j := 1$  **to** 9 **do**

**for**  $d := 1$  **to** 9 **do**

**if**  $G[r, c] = 0$  **then**

**if**  $CheckField(r, c, d) = \mathbf{true}$  **then**

$G[r, c] := d$

$(r', c') := NextField(r, c)$

**if**  $(r', c') = \mathbf{null}$  **then**

**return true**

            SudokuSolve( $r', c'$ )

**Input**

- $G$  Grid partially filled with digits.

**Output**

Whole grid filled with digits according to the rules.

▷ Matrix of digits, partially filled with digits 1-9, or 0 if empty

Read  $G[1 .. 9, 1 .. 9]$

SudokuSolve(1, 1)

---

---

**Algorithm 11** Longest possible route

---

**Input**

$r$  Source row where to start the possible route.  
 $c$  Source column where to start the possible route.  
 $D$  Destination of the longest route.

**Output**

Longest possible route.

**procedure** LONGESTROUTESOLVE( $r, c, D$ )

$C.push((r, c))$

**if**  $(r, c) = D$  **then**

**if**  $C.length > M.length$  **then**

$M = C$

**else**

**if**  $G[r - 1, c] = 0$  **then**

$G[r - 1, c] = 1$

$C.push((r - 1, c))$

        Solve( $r - 1, c$ )

**if**  $G[r + 1, c] = 0$  **then**

$G[r + 1, c] = 1$

$C.push((r + 1, c))$

        Solve( $r + 1, c$ )

**if**  $G[r, c - 1] = 0$  **then**

$C.push((r, c - 1))$

        Solve( $r, c - 1$ )

**if**  $G[r, c + 1] = 0$  **then**

$C.push((r, c + 1))$

        Solve( $r, c + 1$ )

**Input**

$G$  Grid is initialized to zero except the cells with hurdles which are -1.

**Output**

$M$  Maximum path found.

Read( $G[1 .. m][1 .. n]$ )

**new**  $C[]$   $\triangleright$  Current path as list of cells.

**new**  $M[]$

Read( $S, D$ )

Solve( $S.r, S.c$ )

---

## 5 Sorting arrays

Common problem is to sort an array of  $n$  elements. In this section, array indexes go  $1 \dots n$ .

### 5.1 All Pairs Sort

The naive approach compares all elements of an array. Beside an array, a single linked list can be sorted this way.

---

#### Algorithm 12 All Pairs Sort

---

**Input**

$A$  Array to sort of length  $n$ .

**Output**

$A$  Sorted array in the increasing order.

**Complexity**

$O(n^2)$ .

**procedure** ALLPAIRSORT( $A$ )

**for**  $i := 1$  **to**  $n - 1$  **do**

**for**  $j := 2$  **to**  $n$  **do**

**if**  $A[i] > A[j]$  **then**

        Swap( $A[i], A[j]$ )

---

It can be improved by starting index  $j$  from  $i$ 's consecutive.

---

#### Algorithm 13 All Pairs Sort Fast

---

**Input**

$A$  Array to sort of length  $n$ .

**Output**

$A$  Sorted array in the increasing order.

**Complexity**

$O(n^2)$ .

**procedure** ALLPAIRSORT( $A$ )

**for**  $i := 1$  **to**  $n - 1$  **do**

**for**  $j := i + 1$  **to**  $n$  **do**

**if**  $A[i] > A[j]$  **then**

        Swap( $A[i], A[j]$ )

---

### 5.2 Selection Sort

It is similar to the All Pairs Sort. The difference is that it memoizes the index of the minimal element so far traversed.

### 5.3 Insertion Sort

It inserts a new coming element into an already sorted subarray. The insertion sort algorithm could be used for double linked lists.

### 5.4 Bubble Sort

It repeatedly goes through the array and compares the current element with the one after it.

---

**Algorithm 14** Selection Sort

---

**Input**

$A$  Array to sort of length  $n$ .

**Output**

$A$  Sorted array in the increasing order.

**Complexity**

$O(n^2)$ .

**procedure** SELECTIONSORT( $A$ )

**for**  $i := 1$  **to**  $n$  **do**

$m := i$   $\triangleright$  Minimal element found so far.

**for**  $j := i + 1$  **to**  $n$  **do**

**if**  $A[j] < A[m]$  **then**

$m := j$

**if**  $m \neq i$  **then**

            Swap( $i, m$ )

---

---

**Algorithm 15** Insertion Sort

---

**Input**

$A$  Array to sort of length  $n$ .

**Output**

$A$  Sorted array in the increasing order.

**Complexity**

$O(n^2)$ .

**procedure** INSERTIONSORT( $A$ )

**for**  $i := 2$  **to**  $n$  **do**

$v := A[i]$

$j := i$

$\triangleright$  Insert  $v$  into already sorted  $A[1 \dots j]$ .

**while**  $j > 1$  **and**  $A[j] > v$  **do**

$A[j + 1] := A[j]$

$j := j - 1$

$A[j + 1] := v$

---

---

**Algorithm 16** Bubble Sort

---

**Input**

$A$  Array to sort of length  $n$ .

**Output**

$A$  Sorted array in the increasing order.

**Complexity**

$O(n^2)$ .

**procedure** BUBBLESORT( $A$ )

**repeat**

$s := \text{false}$   $\triangleright$  Is at least one swap made.

**for**  $i := 1$  **to**  $n - 1$  **do**

**if**  $A[i - 1] > A[i]$  **then**

            Swap( $A[i - 1], A[i]$ )

$s := \text{true}$

**until not**  $s$

---

## 5.5 Merge Sort

Divides an array into two subarrays. Each of the subarrays are divided further until one element remains which is trivially sorted. The subarrays are repeatedly merged into the sorted array.

## 5.6 Heap Sort

Sorting can be done by making max heap, placing first element of the heap at the end of array and decreasing heap. Total runtime is  $O(n)$  for MAKEHEAP and  $n/2$  calls for DOWNHEAP which has complexity  $O(\lg n)$  so the total runtime is

$$O(n) + \frac{n}{2}O(\lg n) = O(n) + O(n \lg n) = O(n \lg n)$$

## 5.7 Quick Sort

The quick sort algorithm picks an element from the array  $A$ , so called pivot. Then it divides the array so that all elements to the left of the pivot are smaller and all elements to the right of the pivot are greater. The procedure is repeatedly called until all elements are sorted.

The pivot element can be arbitrary taken, in this case it is set to the begin of the array. It is exchanged with the other elements, so that it partitions the array.

## 5.8 Stack Sort

By using two stacks,  $S$  with elements and another  $T$  as auxiliary, the sort can be achieved like this:

1. pop an element  $x$  from  $S$  while the top element on  $T$  is bigger than  $x$
2. pop all elements from  $T$  and push them to  $T$
3. push  $x$  to  $T$
4. repeat the steps above until  $T$  is non-empty

Complexity of the algorithm is  $O(n^2)$ .

---

**Algorithm 17** Merge Sort

---

**Input**

$A$  Array to sort of length  $n$ .

**Output**

$A$  Sorted array in the increasing order.

**Complexity**

$O(n \log(n))$ .

**procedure** MERGESORT( $A, l, r$ )

▷ Case with only one element.

**if**  $r := l + 1$  **then return**

▷ Case with two elements.

**if**  $r := l + 2$  **then**

**if**  $A[l] > A[r]$  **then**

        Swap( $A[l], A[r]$ )

**return**

▷ General case.

$m := (l + r)/2$

MergeSort( $A, l, m$ )

MergeSort( $A, m + 1, r$ )

MergeSort( $A, l, m, r$ )

**procedure** MERGE( $A, l, m, r$ )

**new**  $B[1 .. n]$  ▷ Auxilliary array to keep sorted subarrays of  $A$

$h_1 := l$  ▷ Traverses first half

$h_2 := m + 1$  ▷ Traverses second half

$c := 1$  ▷ Traverses both halves

**while**  $h_1 \leq m$  **and**  $h_2 \leq r$  **do**

**if**  $A[h_1] < A[h_2]$  **then**

$B[c] := A[h_1]$

$h_1 := h_1 + 1$

**else**

$B[c] := A[h_2]$

$h_2 := h_2 + 1$

$c := c + 1$

**while**  $h_1 \leq m$  **do**

$B[c] := A[h_1]$

$h_1 := h_1 + 1$

$c := c + 1$

**while**  $h_2 \leq r$  **do**

$B[c] := A[h_2]$

$h_2 := h_2 + 1$

$c := c + 1$

**for**  $i := 1$  **to**  $n$  **do**

$A[l + i] := B[i]$

---

---

**Algorithm 18** Heap Sort

---

**Input**

$A$  Array with  $n$  elements.

**Output**

$A$  Sorted array.

**Complexity**

$O(n \lg n)$ .

**procedure** HEAPSORT( $A$ )

MakeMaxHeap( $A$ )

**for**  $k := n/2$  **to** 1 **do**

    Swap( $1, k$ )

$n := n - 1$

    DownMaxHeap( $1$ )

---

---

**Algorithm 19** Quick Sort

---

**Input**

$A$  Array to sort of length  $n$ .

$l$  Begin of the subarray to sort.

$r$  End of the subarray to sort.

**Output**

$A$  Sorted array in the increasing order.

**Complexity**

$O(n \log(n))$ .

**procedure** QUICKSORT( $A, l, r$ )

**if**  $l < r$  **then**

$p =$  Partition( $l, r$ )

        QuickSort( $l, p - 1$ )

        QuickSort( $p + 1, r$ )

**Input**

$A$  Array to partition.

$l$  Begin of the subarray to partition.

$r$  End of the subarray to partition.

**Output**

Pivot element

**procedure** PARTITION( $A, l, r$ )

$i := l, j := r$

$p := i$  ▷ Pivot is set to the begin.

**while**  $i \leq j$  **do**

**while**  $A[i] \leq A[p]$  **and**  $i \leq r$  **do**

$i := i + 1$

**while**  $A[j] > A[p]$  **and**  $j \geq l$  **do**

$j := j - 1$

**if**  $i < j$  **then**

            Swap( $i, j$ )

    Swap( $i, p$ )

**return**  $i$

---



## 6 Array operations

### 6.1 Selection

Let  $A$  be a set of  $n$  elements. For an integer  $1 \leq k \leq n$ , find the element  $a \in A$  such that  $a$  is larger than exactly  $k - 1$  elements.

For the solution, the Partition algorithm from Quick Sort is used.

---

#### Algorithm 20 Selection

---

##### Input

$A$  Array with  $n$  elements.  
 $l$  Index of the element to start selection from.  
 $r$  Index of the element to stop selection for.  
 $k$   $k$ -th element to select.

##### Output

$A$  Index of the  $k$ -th element.

##### Complexity

$O(n \lg n)$ .

**procedure** SELECTION( $A, l, r, k$ )

**if**  $l < r$  **then**

$t :=$  Partition( $l, t - 1, k$ )

**if**  $t > l + k - 1$  **then return** Selection( $l, t - 1, k$ )

**if**  $t < l + k - 1$  **then return** Selection( $t + 1, r, k - t$ )

**return**  $k$

---

### 6.2 Maximum subarray

Let  $A$  be a set of  $n$  integers (positive, negative or zero). The problem is to find a continuous subarray with the largest sum in  $A$ , i.e. indices  $i$  and  $j$  for which  $1 \leq i \leq j \leq n$ , such that  $\sum_{k=i}^j A[k]$  is maximal. It does mean that such subarray must contain only the positive numbers. For instance, the array  $[-1, 0, 1, -2, 5, -1, 3, 1, -4, 3]$  has the largest sum 7 of  $[5, -1, 3, 1]$ .

In case all array elements are positive, the solution is the whole array  $A$ . If all elements are negative, then a subarray of length one containing the maximal element of  $A$  is the needed subarray.

Kadane's algorithm goes from the left to right, by looking for the best  $A[i .. j]$ . At each  $j$ -th iteration, it stores the maximum sum  $M$  of  $A[1 .. j]$  and the current sum of  $A[i .. j]$  in  $C$ . Whenever adding the element  $A[j]$  to  $C$  decreases the sum (i.e.  $A[j] < 0$ ), it makes sense to start again the subarray from  $A[j]$ , i.e taking  $i = j$ .

---

**Algorithm 21** Kadane's algorithm for the maximum subarray.

---

**Input**

$A$  Array with  $n$  integers.

**Output**

Maximum subarray at indices  $(i, j)$  of the value  $M$ .

**Complexity**

$O(n)$ .

**procedure** MAXSUBARRAY( $A$ )

$M := -\infty, C := 0$

$i := 1, j := 1$

**for**  $k := 1$  **to**  $n$  **do**

**if**  $C + A[k] \leq C$  **then**

    ▷  $A[k]$  is negative, so search for a new subarray starting at  $i = k$ .

$i := k$

$C := A[k]$

**else**

$C := C + A[k]$

$j := k$

$M := \max(M, C)$

**return**  $(M, i, j)$

---

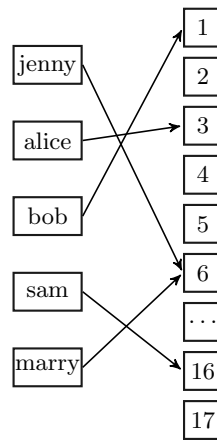


Figure 1: Example of a hash table with a collision.

## 7 Hash Table

Motivation is to have an array-like data structure where keys can be of any data type (string for instance) and can be of the variable size. Keys are mapped to numbers from a given sequence and used as array indexes. Operations of interests are searching, inserting and deleting.

### 7.1 Definition

Let  $T[m]$  be an array. If function  $h : U \rightarrow \{1, \dots, m\}$  is given, then  $T$  is *hash table*  $T[h(k)]$ , with keys  $k \in U$ . An element with key  $k$  *hashes* to hash value  $h(k)$ . If  $h(k) = h(l)$  for two distinct keys  $k, l \in U$ , then a *collision* is encountered. Since  $|U| > m$ , there must be at least two keys with a same hash values, so a method for resolving collisions is needed.

Good hash function should minimize the number of collisions and should be fast to compute (ideally  $O(1)$ ). In addition, it should uniformly hash keys, ideally with the avalanche criterion (whenever a single input bit is changed, the output bits change with a least of 0.5 probability).

Most hash functions assume that  $U = \mathbb{N}$  because it is often possible to make such transformation. For example, string can be transformed into natural number by summing it's ASCII code characters.

### 7.2 Common hash functions

#### 7.2.1 Mid squares

By squaring the given key and taking its middle digits, one can determine the hash. Suppose the hash table  $T$  has 999 slots, so hash function can have at most three digits numbers as value. The key 1234 after squaring becomes 1522756, its middle digits would be 227. Thus the hash value of 227 would be stored at 227-th place in the table  $T$ .

#### 7.2.2 Division

The modulo function  $h : U \rightarrow \{0, \dots, m - 1\}$ ,  $h(k) = k \bmod m$ ,  $m$  is a prime number, can be used as a hash function for a hash table  $T$  (usually has the size a power of 2). This method is often good in practice when the keys are randomly distributed, although it can hash the clustered keys like 100, 200, 300, 400, to the same slot when  $m = 100$ .

#### 7.2.3 Multiplicative

The function  $h(k) = \lfloor (ak) \bmod m \rfloor$  where  $a$  is chosen to be relatively prime to  $m$ , produces hash values in the range  $\{0, \dots, m\}$ .

**Algorithm 22** Division hashing by modulo.**Input**

$T$  Hash table.  
 $K$  String to hash.

**Output**

Hash value of  $K$ .

**Complexity**

$O(|K|)$ .

**procedure** HASHMODULO( $K$ )

```

 $h := 0$ 
for  $i := 1 \rightarrow |K|$  do
   $h := h + K[i]$ 
 $\triangleright$  Find the biggest prime number  $m$  less than  $|T|$ .
 $m = \text{MAXPRIME}(|T|)$ 
return  $h \bmod m$ 

```

**7.2.4 Linear**

Improved the multiplication function by adding a constant factor  $b$ :  $h(k) = \lfloor (ak + b) \bmod m \rfloor$ .

**7.2.5 Polynomial**

Suppose that the key  $k$  consists of a tuple:  $k = (k_1, \dots, k_n)$ . This is the case when  $k$  is string consisting of characters with their ASCII values or  $k$  is a point in the coordinate system. By taking a value  $p$  (selected by choice), one can define the hash function

$$h(k) = h(k_1, \dots, k_n) = \left( \sum_{i=1}^n k_i p^i \right) \bmod m$$

The Horner's rule can be used for the efficient computation of the polynomial:

$$k_1 + k_2 p + k_3 p^2 + \dots + k_n p^{n-1} = k_1 + p(k_2 + p(k_3 + p(k_4 + \dots + p(k_{n-1} + p k_n \dots))))$$

**Algorithm 23** Polynom hashing.**Input**

$K$  String to hash.  
 $p$  Polynomial value given by choice.  
 $m$  Modulo value.

**Output**

Hash value of  $K$ .

**Complexity**

$O(|K|)$ .

**procedure** HASHPOLYNOMIAL( $K, p, m$ )

```

 $h := 0$ 
for  $i := |K|$  to  $|1|$  do
   $h := p \cdot h + K[i]$ 
return  $h \bmod m$ 

```

**7.2.6 Fibonacci**

If the multiplier in the multiplicative function is set to be  $\frac{2^w}{\phi}$ , where  $w$  is the machine word length and  $\phi = \frac{1+\sqrt{5}}{2}$  is the golden ratio, then the function is called *Fibonacci hashing*. Such multiplier

distributes uniformly across the hash table. In addition,  $a$  must be chosen to be the odd number near to  $\frac{2^w}{\phi}$  such that the least significant bit of the output is invertible modulo  $2^w$ . So, the following multipliers are chosen:

- $w = 16$ :  $a = 9E37_{16}$
- $w = 32$ :  $a = 9E37\ 79B9_{16}$
- $w = 48$ :  $a = 9E37\ 79B9\ 7F4B_{16}$
- $w = 64$ :  $a = 9E37\ 79B9\ 7F4A\ 7C15_{16}$

### 7.3 Collisions

There are several approaches to resolve collisions:

1. chaining
2. open addressing:
  - (a) linear probing
  - (b) quadratic probing
  - (c) double hashing

#### 7.3.1 Chaining

*Chaining* keeps elements with the same hash value in a linked list. Inserting a key  $K$  is inserting at the head of list  $T[h(K)]$ . Searching/deleting a key  $K$  is searching/deleting it in the list  $T[h(K)]$ . *Load factor* is  $\alpha = n/|T|$ , where  $n$  is number of elements stored in hash table. If  $h$  is simple uniform hash function, then searching can be accomplished in  $\Theta(1 + \alpha)$  time. If the hash table size is proportional to the number of elements in the table, then searching is made in  $\Theta(1)$ . Inserting and deleting take  $O(1)$  worst-time when the lists are doubly linked.

---

**Algorithm 24** Inserting into a hash table by chaining.

---

**Input**

$K$  Key to insert.  
 $V$  Value to insert.

**Output**

Hash table  $T$  with newly inserted  $K$  and  $V$ .

**Complexity**

$O(1)$ .

**procedure** CHAININSERT( $K, V$ )

  LISTINSERT( $T[h(K)]$ )

---



---

**Algorithm 25** Searching for a key by chaining.

---

**Input**

$K$  Key to search for.

**Output**

$V$  Value corresponding to  $K$  or null if not found.

**Complexity**

$\Theta(1 + \alpha)$ .

**procedure** CHAINSEARCH( $K$ )

**return** LISTSEARCH( $T[h(K)]$ )

---

---

**Algorithm 26** Deleting a key by chaining.

---

**Input** $K$  Key to delete.**Output** $V$  Hash table  $T$  without  $K$ .**Complexity** $\Theta(1 + \alpha)$ .**procedure** CHAINDELETE( $K$ )**return** LISTDELETE( $T[h(K)]$ )

---

### 7.3.2 Open addressing

*Open addressing* stores all keys in the array  $T$ , i.e. no lists per slot. When slot  $h(K)$  is already occupied, hash table is being examined until free slot is found; that is so called *probe sequence*.

*Linear probing* increases the interval between probes by one. used function is  $h(k, i) = (h'(k) + i) \bmod m$

*Quadratic probing* increases the interval between probes linearly used function is  $h(k, i) = (h'(k) + c_1 i + c_2 i^2) \bmod m$

*Double hashing* uses hash function of the form  $h(k, i) = (h_1(k) + i h_2(k)) \bmod m$

## 8 Binary Heap

Motivation for the binary heap is to have structure which enables fast retrieval of maximum or minimum key, as for instance in the priority queue. This principle is also used by Heap Sort at 5.6. Operations of interest are inserting an element into heap, deleting and getting maximum/minimum element.

### 8.1 Definition

**Definition 8.1.** *Min binary heap* is a binary tree containing keys with the following properties:

1. Every level, except possibly the last, is completely filled with nodes and all nodes are as far left as possible.
2. If  $y$  is a child node of  $x$ , then  $x.key \leq y.key$ .

For the *max binary heap* the second condition is modified to be  $x.key \geq y.key$ . These definitions are equivalent to the definitions from the section Tree at 11.1. In this section only max heap is considered, min heap is analogous.

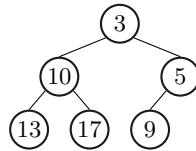


Figure 2: Min binary heap of  $n = 7$ .

In the pseudo code, the  $n$ -sized heap is represented as an  $n$ -sized array with indexes  $1, 2, \dots, n$ . It's elements are access via index operator  $a[k]$ . Parent of an element  $a[k]$  is determined as  $a[k/2]$  and children as  $a[2k]$  and  $a[2k + 1]$ .

### 8.2 Heapifying

*Heapifying* an element  $x$  puts the element at the right place in the heap, so the heap property is maintained. It can be performed in bottom-up or top-down manner.

Bottom-up method assumes that first  $k - 1$  elements of  $n$ -sized array  $a$  already form the heap. Then, the  $k$ -th element  $a[k]$  has to be moved onto the right position so  $a[1], \dots, a[k]$  elements form the heap. The procedure moves  $a[k]$  upwards until it reaches element less than  $a[k]$ .

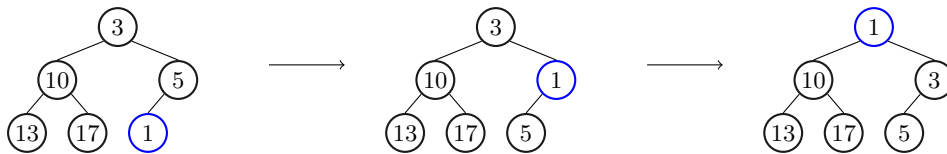


Figure 3: Bottom-up heapifying on the newly added node 1.

**Theorem 3.** The running time of UPHEAP is  $O(\log n)$  for an array  $a$  of  $n$  elements.

*Proof.* The running time at  $k$ -th element is  $O(1)$  for fixing relationships among  $a[k]$  and it's parent plus the time for all it's parent nodes up to the top. Maximum size of the subtree above the  $k$ -th element is  $n/2$  so the recurrence is

$$F(n) = F\left(\frac{n}{2}\right) + \Theta(1)$$

which solution by master theorem case 2 is  $F(n) = O(\log n)$ .

QED

Top-down method observes  $a[k+1], \dots, a[n]$  of  $n$ -sized array  $a$  as leaves of the heap. The algorithm heapifies  $a[k], \dots, a[n]$  by putting  $k$ -th element at the proper position.

---

**Algorithm 27** Heapify the binary heap to top

---

**Input**

$k$ -th element to insert into  $k - 1$ -sized heap of  $n$ -sized array  $a$ .

**Output**

$a[1], \dots, a[k]$  forming the heap.

**Complexity**

$O(\log n)$ .

**procedure** UPHEAP( $k$ )

$v := a[k]$

**while**  $k/2 > 0$  **and**  $v \leq a[k/2]$  **do**

$a[k] := a[k/2]$

$k := k/2$

$a[k] := v$

---

---

**Algorithm 28** Heapify the binary heap to bottom

---

**Input**

$k$ -th element to insert into heap  $a[k + 1], \dots, a[n]$  of  $n$ -sized array  $a$ .

**Output**

Heap  $a[k], \dots, a[n]$  at  $n$ -sized array  $a$ ,  $a[1], \dots, a[k - 1]$  not part of the heap.

**Complexity**

$O(\log n)$ .

**procedure** DOWNHEAP( $k$ )

$v := a[k]$

**while**  $k < n/2$  **and**  $v \leq a[2k]$  **do**

$j := 2k$

**if**  $j < n$  **and**  $a[j] < a[j + 1]$  **then**

$j = j + 1$

$a[k] := a[j]$

$k = j$

$a[j] := v$

---



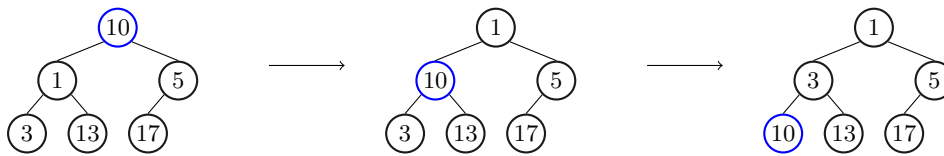


Figure 4: Top-down heapifying of the node 10.

**Theorem 4.** The running time of DOWNHEAP is  $O(\log n)$  for an array  $a$  of  $n$  elements.

*Proof.* The running time at  $k$ -th element is  $O(1)$  for fixing relationships among  $a[k]$  and its children plus the time for a subtree of some of its children. Maximum size of such subtree is  $\frac{2n}{3}$ , which is case when the last row is half full. Therefore, the recurrence is

$$F(n) \leq F\left(\frac{2n}{3}\right) + \Theta(1)$$

which solution by master theorem case 2 is  $F(n) = O(\log n)$ . QED

### 8.3 Creating heap

Making new heap of an existing array  $a$  with  $n$  elements can be imagined as heapifying first  $n/2$  elements assuming that second  $n/2$  elements already form a heap as its leaves.

---

**Algorithm 29** Making the binary heap

---

**Input**

Array  $a$  with  $n$  elements.

**Output**

$a$  as a heap.

**Complexity**

$O(n)$ .

**procedure** MAKEHEAP( $k$ )

**for**  $i := n/2$  **to** 1 **do**

    DOWNHEAP( $i$ )

---

**Theorem 5.** The running time of MAKEHEAP is  $O(n)$ .

*Proof.* Since there are  $n/2$  operations and each of them has complexity  $O(\log n)$  total complexity is  $O(n \log n)$ . Although this bound is true, it is not asymptotically tight.

Tighter bound can be obtained by observing that an  $n$ -element heap has height  $\lceil \log n \rceil$  and at most  $\lceil n/2^{h+1} \rceil$  nodes at any height  $h$ . Total time of DOWNHEAP when called on a node of height  $h$  is  $O(h)$ , so the total cost of MAKEHEAP is

$$\sum_{h=0}^{\lceil \log n \rceil} \lceil n/2^{h+1} \rceil O(h) = O\left(n \sum_{h=0}^{\lceil \log n \rceil} \frac{h}{2^h}\right) \leq O\left(n \sum_{h=0}^{\infty} \frac{h}{2^h}\right) = O(2n) = O(n)$$

QED

### 8.4 Inserting key

Inserting new elements consists of adding new element at the end of the heap and then moving into a correct place. Complexity is actual the complexity of the UPHEAP.

### 8.5 Deleting key

Deleting  $k$ -th element is placing the last element on its place and heapifying subheap with  $k$ -th element as root. Complexity is actual complexity of DOWNHEAP.

---

**Algorithm 30** Insert into the binary heap

---

**Input** $K$  Key insert into heap  $a$  of  $n$  elements.**Output** $n + 1$ -sized heap  $a$ .**Complexity** $O(\log n)$ .**procedure** HEAPINSERT( $K$ ) $n := n + 1$  $a[n] := K$ UpHeap( $n$ )

---

---

**Algorithm 31** Deleting from the binary heap

---

**Input** $k$ -th element to delete,  $1 \leq k \leq n$ , in the  $n$ -sized heap  $a$ .**Output**Heap  $a$  with  $n - 1$  elements.**Complexity** $O(\log n)$ .**procedure** HEAPDELETE( $K$ ) $a[k] := a[n]$  $n := n - 1$ DownHeap( $k$ )

---

## 8.6 Finding minimum key

Since minimum key is in the root of the heap, reading minimum is taking first element, putting the last one on its place and heapifying the whole heap. Complexity is actually the complexity of DOWNHEAP.

---

**Algorithm 32** Finding minimum in the binary heap

---

**Input** $n$ -sized heap  $a$ .**Output**Root (the largest) element of heap  $a$ , heap size decreased by one.**Complexity** $O(\log n)$ .**procedure** FINDMIN() $k := a[1]$  $a[1] := a[n]$  $n := n - 1$ 

DownHeap(1)

**return**  $k$ 

---

## 9 Leftist Heap

Leftist heap is a heap such that the left subtree has height not less than the right subtree's height. The motivation is to have a structure similar to the binary heap which also enables fast merging. It can be used for the union of priority queues.

The operations of interest are: inserting an element into heap, deleting it, getting minimum/maximum and merging two leftist heaps into one. The heap is represented as a binary tree with keys in its nodes.

*Null path length* of a node  $v$  is length of the shortest path from  $v$  to a leaf. The length is defined recursively as

$$d(v) = \begin{cases} -1, & v \text{ is null} \\ 1 + \min\{d(c_l), d(c_r)\}, & \text{otherwise} \end{cases}$$

where  $c_l$  and  $c_r$  are left and right children of  $v$ . *Leftist heap*  $H$  is the binary heap with property that  $d(c_l) \geq d(c_r)$ , for each  $v \in H$ .

In the figure 5, node 3 has the null path length 1, node 8 has length 0, node 6 has length 2, and so on.

### 9.1 Merging heaps

Merging goes by nodes on the rightmost path and then fixing null path lengths.



Figure 5: Leftist heaps  $H_1$  and  $H_2$  to merge

Merging rightmost path starts from the root. At each step,  $H_1$  is the heap with the lesser key at the root  $r_1$ . Then, the root  $r_2$  becomes right child of  $r_1$ , and merging continues with  $r_1.c_r$  and  $r_2$ . When  $r_1.c_r$  and  $r_2$  are merged, longer of them goes to the left and null path length is updated.

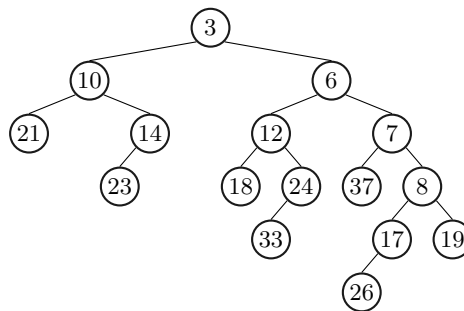


Figure 6: Merging over rightmost paths, fixing null path lengths at nodes 3 and 7

### 9.2 Other operations

Minimum key is in the root node, so finding minimum is getting the root key.

Deleting minimum key is removing root and merging its children.

Inserting key  $K$  into a heap  $H$  is realized as merging of  $H$  and single node heap with the key  $K$ .

Deleting a node  $x$  (not a key) goes by dropping  $x$  and merging its children.

---

**Algorithm 33** Merging leftist heaps

---

**Input** $H_1$  First heap to merge. $H_2$  Second heap to merge.**Output** $H_1$  Merged heaps in the first heap.**Complexity** $O(\log n)$  where  $n$  is total number of elements in  $H_1$  and  $H_2$ .**procedure** MERGE( $H_1, H_2$ )**if**  $H_1 = \text{null}$  **then**    **return**  $H_2$ **if**  $H_2 = \text{null}$  **then**    **return**  $H_1$ **if**  $H_1.k > H_2.k$  **then**    Swap( $H_1, H_2$ )**if**  $H_1.c_r = \text{null}$  **then**     $H_1.c_r = H_2$ **else**     $H_1.c_r := \text{Merge}(H_1.c_r, H_2)$     **if**  $H_1.c_l.d < H_1.c_r.d$  **then**        Swap( $H_1.c_l, H_1.c_r$ )  $\triangleright$  Swap handles parent pointers.     $H_1.d := H_1.c_r.d + 1$ **return**  $H_1$ 

---

---

**Algorithm 34** Finding minimum in a leftist heap

---

**Input** $H$   $n$ -sized heap.**Output**Minimum heap of  $H$ .**Complexity** $O(1)$ .**procedure** FINDMIN( $H$ )**return**  $H.k$ 

---

---

**Algorithm 35** Deleting minimum in a leftist heap

---

**Input** $H$   $n$ -sized heap.**Output**

Minimum is returned.

**Complexity** $O(\log n)$ .**procedure** DELETEMIN( $H$ )**if**  $H := \text{null}$  **then**    **return**     $x := H$     Merge( $H.c_l, H.c_r$ )    **return**  $x.k$ 

---

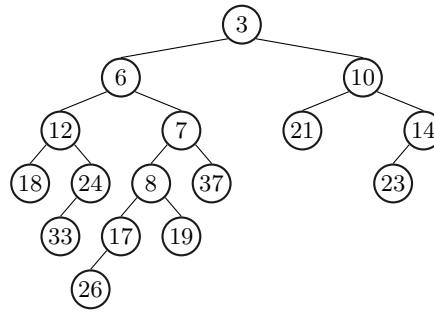


Figure 7: Fixed null path lengths

---

**Algorithm 36** Inserting a key into a leftist heap

---

**Input**

$H$  Heap of the size  $n$ .  
 $K$  Key to be added into  $H$ .

**Output**

$H$  Heap with the newly added key  $K$ .

**Complexity**

$O(\log n)$ .

**procedure** INSERT( $K$ )

**new**  $x$

$x.c_l := x.c_r := \mathbf{null}$

$x.k := K$

Merge( $H, x$ )

---

### 9.3 Worst case complexity

**Lemma 1.** Leftist heap with  $n \geq 1$  nodes on its rightmost path has at least  $2^n - 1$  nodes.

*Proof.* For  $n = 1$  theorem is trivially true. Suppose it holds for some  $n$  and let's prove it also holds for heap  $H$  with  $n + 1$  elements on its rightmost path. If root is removed, then two leftist subheaps of  $n$  elements remain for which the inductive hypothesis holds true. Thus, for two subheaps there are  $2(2^n - 1) = 2^{n+1} - 2$  nodes, so together with root gives  $2^{n+1} - 1$  nodes in total in  $H$ . QED

**Theorem 6.** Complexity of the merging algorithm for two heaps of total size of  $n$  elements is  $O(\log n)$ .

*Proof.* According to the theorem 1, size of the rightmost path of  $n$ -sized leftist heap is  $O(\log n)$ . Since merging traverses nodes on the rightmost path, the proof follows trivially. QED

Complexity of the insert and delete are equal to the complexity of the merge operation.

---

**Algorithm 37** Deleting a node in a leftist heap

---

**Input**

$H$   $n$ -sized heap.  
 $x$  Non-null node to delete.

**Output**

$H$  without  $x$ .

**Complexity**

$O(\log n)$ .

**procedure** DELETE( $x$ )

Merge( $x.c_l, x.c_r$ )

---

## 10 Skew heap

Skew heap holds the property of having left subtree always greater than the right one. This property is held by using merge operation defined as a base for all other operations on the skew heap. Set of operations is: merge two heaps, insert a key, find the minimum, delete the minimum.

### 10.1 Definition

*Skew heap merge* joins rightmost paths of heaps  $H_1$  and  $H_2$  (respecting nodes order); left and right children of the resulting path are swapped at all levels except the lowest one. *Skew heap* is binary heap such that operations inserting, deleting and finding minimum are implemented over the skew heap merge.

There are two approaches when working with the heap: top-down and bottom-up manner.

### 10.2 Top-down approach

Top-down merge of heaps  $H_1$  and  $H_2$  starts from the heap roots by exchanging nodes of their rightmost paths at all levels except at the lowest one.



Figure 8: Skew heaps to merge.

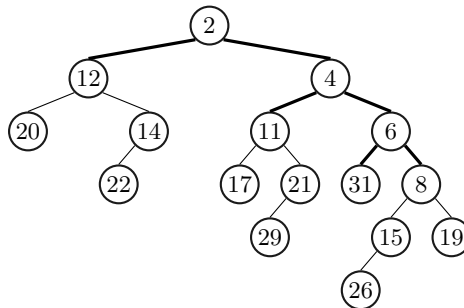


Figure 9: Merging over the rightmost paths.

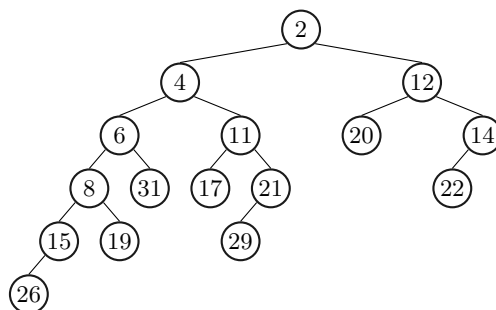


Figure 10: Rotating left and right children on the rightmost path except the lowest child.

Denote with MERGEDOWN either of these versions.

Inserting key  $K$  into heap  $H$  of size  $n$  is realized as merge of  $H$  and the heap of one element with the key  $K$ .

---

**Algorithm 38** Deleting a node in a leftist heap - recursive version.

---

**Input**

$H_1$  First heap to merge.  
 $H_2$  Second heap to merge.  
 $n$  Total number of elements in  $H_1$  and  $H_2$ .

**Output**

$H_1$  Merged heaps together.

**Complexity**

$O(n)$  - Worst case  
 $O(\log n)$  - Amortized

**procedure** MERGEDOWNREC( $H_1, H_2$ )

▷ Check against nulls ensures that merging stops at the level next to the last.

**if**  $H_1 = \text{null}$  **then**

**return**  $H_2$

**if**  $H_2 = \text{null}$  **then**

**return**  $H_1$

**if**  $H_1.k > H_2.k$  **then**

    SWAP( $H_1, H_2$ )

$H_1.c_r := \text{MERGEDOWNREC}(H_1.c_r, H_2)$

    SWAP( $H_1.c_l, H_1.c_r$ )

**return**  $H_1$

---



---

**Algorithm 39** Deleting a node in a leftist heap - iterative version.

---

**Input**

$H_1$  First heap to merge.  
 $H_2$  Second heap to merge.  
 $n$  Total number of elements in  $H_1$  and  $H_2$ .

**Output**

$H_1$  Merged heaps together.

**Complexity**

$O(n)$  - Worst case  
 $O(\log n)$  - Amortized

**procedure** MERGEDOWNITER( $H_1, H_2$ )

**if**  $H_1 = \text{null}$  **then**

**return**  $H_2$

**if**  $H_2 = \text{null}$  **then**

**return**  $H_1$

$x := H_1, y := H_2$

**while**  $x \neq \text{null}$  **and**  $y \neq \text{null}$  **do**

**if**  $x.k > y.k$  **then**

            SWAP( $x, y$ )

$x.c_r := y$

$x := x.c_l$

**return**  $H_1$

---

---

**Algorithm 40** Finding the heap's minimum.

---

**Input** $H$  Heap  $H$  of size  $n$ .**Output**Minimum key of  $H$ .**Complexity** $O(1)$  - Worst case $O(1)$  - Amortized**procedure** FINDMIN( $H$ )**return**  $H.k$ 


---

**Algorithm 41** Inserting a key.

---

**Input** $H$  Heap  $H$  of size  $n$ . $K$  Key to insert.**Output** $H$  Heap with the added  $K$ .**Complexity** $O(n)$  - Worst case $O(\log n)$  - Amortized**procedure** INSERT( $K$ )**new**  $x$  $x.k := K$ **return** MERGEDOWN( $H, x$ )

---

Deleting minimum of heap  $H$  is realized as merging subheaps of the  $H$ 's root.

---

**Algorithm 42** Deleting the minimum.

---

**Input** $H$  Heap  $H$  of size  $n$ .**Output** $H$   $H$  without the minimum.**Complexity** $O(n)$  - Worst case $O(\log n)$  - Amortized**procedure** DELETEMIN( $H$ )**return** MERGEDOWN( $H.c_l, H.c_r$ )

### 10.3 Bottom-up approach

To merge heaps efficiently in bottom-up manner, pointers to left and right children should be replaced with other two pointers: up and down. The *up pointer*  $x_u$  of a node  $x \in H$  is defined as: if  $x$  is the right child, then  $x_u$  is the parent of  $x$ ; if  $x$  is the left child or root, then  $x_u$  is the lowest node on the right path of  $x$ . The *down pointer*  $x_d$  of a node  $x \in H$  is the rightmost node of the  $x$ 's left subtree; if left subtree does not exist then  $x_d = x$ .

*Major path* of a heap  $H$  is the path starting from the  $H$ 's root containing right children only. *Minor path* is the path starting from the left child  $H.c_l$  of the root containing right children only. The up node of the root  $H_u$  points to the lowest node of the major path, while the down node of the root  $H_d$  points to the lowest node of the minor path of  $H$ .

The bottom-up merge goes by the rightmost paths of heaps  $H_1$  and  $H_2$ , merges them and exchanges



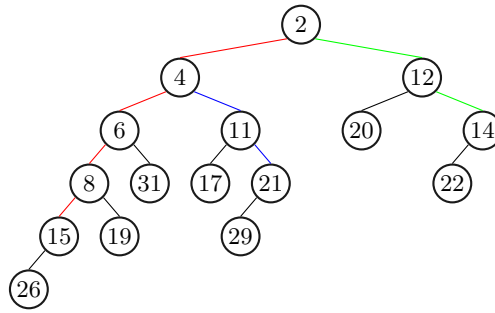


Figure 11: Major path is green, minor path is blue, merging path is red.

nodes at all levels except the lowest one. When top of the one heap (for instance  $H_1$ ) is reached, the root of  $H_1$  is attached as the right child of the lowest node of the remaining rightmost path of  $H_2$ .

Insert is realized over the merge operation.

Deleting minimum is removal of the heap's root, but in the ring representation there are no left and right child pointer. Instead, up and down pointers are used, and thus deleting is achieved as merging of the major and minor paths of the heap  $H$ .

#### 10.4 Amortized complexity of the top-down approach

Define the weight  $w(x)$  of node  $x$  as number of descendants of  $x$  including  $x$ . Non-root node  $x$  is *heavy* if  $w(x) > w(p_x)/2$ , where  $p_x$  is  $x$ 's parent; otherwise  $x$  is *light*.

**Lemma 2.** Every node  $x$  has at most one child heavy node.

*Proof.* Since  $w(y) > w(x)/2$  for any heavy child  $y$  of  $x$ , it's obvious that it's not possible to have two or more nodes as  $y$ , so  $y$  is the unique. QED

**Lemma 3.** On any path from a node  $x$  to a descendant  $y$ , there are at most  $\lfloor \log \frac{w(x)}{w(y)} \rfloor$  light nodes not including  $x$ . In particular, any path in  $n$ -node tree contains at most  $\lfloor \log n \rfloor$  light nodes.

*Proof.* A light child of node  $x$  has weight at most  $w(x)/2$ . For such  $k$  light nodes on the path from  $x$  to  $y$ :  $w(y) \leq w(x)/2^k$ . Thus, there are  $k \leq \log \frac{w(x)}{w(y)}$  on path from  $x$  to  $y$ . QED

**Theorem 7.** The amortized time of the merge operation of two heaps  $H_1$  and  $H_2$  with  $n_1$  and  $n_2$  nodes respectively, is  $O(\log(n_1 + n_2))$ . Consequently, finding minimum, inserting and deleting minimum operation on a heap  $H$  of  $n$  elements take  $O(\log n)$  time.

*Proof.* To calculate amortized cost  $\hat{c}$  of merging two heaps  $H_1$  and  $H_2$  with  $n_1$  and  $n_2$  elements, let's take as the actual cost  $c$  the number of nodes on the merging path. Define the potential as the number of right heavy nodes in the heap.

The number of light nodes on the right paths of  $H_1$  and  $H_2$  is  $\log n_1$  and  $\log n_2$  respectively. If  $n = n_1 + n_2$  is the total number of items in both  $H_1$  and  $H_2$ , then the total number of light nodes on the two paths is at most  $2\lfloor \log n \rfloor - 1$ . Let  $k_1$  and  $k_2$  be the number of heavy nodes on the right paths of  $H_1$  and  $H_2$  respectively and let  $k$  be the number of heavy nodes of the resulting merge path. Each of such  $k$  heavy nodes corresponds to a light node of the merging path, so by the Lemma 3 it holds that  $k \leq \lfloor \log n \rfloor$ . The number of nodes on the merge path is two roots plus the number of light and heavy nodes of  $H_1$  and  $H_2$ :

$$c = 2 + \lfloor \log n_1 \rfloor + k_1 + \lfloor \log n_2 \rfloor + k_2 \leq 1 + 2\lfloor \log n \rfloor + k_1 + k_2$$

Before the merge the potential is sum  $k_1 + k_2$  of right heavy nodes in  $H_1, H_2$ ; afterwards it's  $k$  right heavy nodes in  $H$ , so the potential change is

$$\Delta\Phi = k - k_1 - k_2 \leq \lfloor \log n \rfloor - k_1 - k_2$$

---

**Algorithm 43** Merging up.

---

**Input**

$H_1$  First heap to merge.  
 $H_2$  Second heap to merge.

**Output**

$H_2$  Merged heaps.

**Complexity**

$O(n)$  - Worst case  
 $O(1)$  - Amortized

**procedure** MERGEUP( $H_1, H_2$ )

**if**  $H_1 = \text{null}$  **then**

**return**  $H_2$

**if**  $H_2 = \text{null}$  **then**

**return**  $H_1$

**if**  $H_1.p.k > H_2.p.k$  **then**

    SWAP( $H_1, H_2$ )  $\triangleright$  Merged heaps to store in.

**new**  $H$   $\triangleright$  Rightmost node of  $H_1$  moved to  $H$ .

$H := H_1.p$

$H.p = H$

$H_1.p := H.p$

**while**  $H_1 \neq H$  **do**

**if**  $H_1.u.k > H_2.u.k$  **then**

        SWAP( $H_1, H_2$ )

$\triangleright$  Remove from  $H_1$  it's rightmost node  $x$ .

$x := H_1.p, H_1.p := x.p$

$\triangleright$  Add  $x$  to the top of  $H$ .

$x.p := H.u, x.down := H.u$

$H.u := x, H := x$

$\triangleright$  Attach  $H$  to the bottom of the rightmost path of  $H_2$ .

    SWAP( $H_2.u, H.u$ )

**return**  $H_2$

---

---

**Algorithm 44** Inserting a key.

---

**Input**

$H$  Heap  $H$  of size  $n$ .  
 $K$  Key to insert.

**Output**

$H$   $H$  with the additional key  $K$ .

**Complexity**

$O(n)$  - Worst case  
 $O(\log n)$  - Amortized

**procedure** INSERTUP( $K$ )

**new**  $x$

$x.k := K$

$x.p := x, x.down := x$

$H := \text{MERGEUP}(H.x)$

---

---

**Algorithm 45** Deleting minimum.
 

---

**Input***H* Heap *H* of size *n*.**Output***H* Heap without the minimum.**Complexity** $O(n)$  - Worst case $O(\log n)$  - Amortized**procedure** DELETEMIN**if** *H* = null **then**    **return****if** *H.p* = *H* **or** *H.down* = *H* **then**    *H* := null    **return**

▷ Take the lowest nodes from the major and minor paths.

*u* := *H.p*, *d* := *H.down***if** *u.k* < *d.k* **then**    SWAP(*u*, *d*)**new** *H**H'* := *u*, *u* := *u.p*, *H.p* := *H***while** true **do**    **if** *u.k* < *d.k* **then**        SWAP(*u*, *d*)    ▷ Remove *u* from its path.    *x* := *u*, *u* := *u.p*    ▷ Make *x* the root of *H'* and swap its children.    *x.p* := *x.down*, *x.down* := *H'.p*    *H'.p* := *x*, *H'* := *x**H* := *H'*

Thus, the amortized cost of the merging operation is

$$\hat{c} = c + \Delta\Phi = 1 + 2\lfloor \log n \rfloor + k_1 + k_2 + \lfloor \log n \rfloor - k_1 - k_2 \leq \\ 3\lfloor \log n \rfloor + 1 = O(\log n)$$

Finding minimum does not change the potential, the actual cost is constant, so the amortized complexity is  $O(1)$ . Complexity of inserting key and deleting minimum is same as of the merging, but let's prove that directly.

Let's calculate the amortized cost for the inserting of a node  $x$  with a key  $K$  into a heap  $H$  of  $n$  elements with  $k$  heavy nodes on the right path. The actual cost is  $\log n$  light and  $k$  heavy nodes on the right path plus the root of  $H$  and plus the node  $x$ :

$$c = 1 + \lfloor \log n \rfloor + k + 1 = 2 + \lfloor \log n \rfloor + k$$

During the insert, heavy nodes are rotated with light nodes, so the potential decreases by  $k$  and increases by number of light nodes plus  $x$ . Thus, the potential change is  $\Delta\Phi = 1 + \lfloor \log n \rfloor - k$ . The amortized cost is

$$\hat{c} = c + \Delta\Phi = 2 + \lfloor \log n \rfloor + k + 1 + \lfloor \log n \rfloor - k = 3 + \lfloor \log n \rfloor$$

Let's calculate the amortized cost for the deleting minimum of a heap  $H$ . Suppose  $H$  has  $n$  nodes,  $k$  of them are heavy ones. Let  $H_1$  and  $H_2$  be subtrees obtained by removing  $H$ 's root; suppose  $H_1, H_2$  have  $n_1, n_2$  nodes with  $k_1, k_2$  heavy nodes on the rightmost path, respectively. Deleting minimum of  $H$  means merging  $H_1, H_2$ . The actual cost is number of nodes merged to the rightmost path:

$$c = 1 + k_1 + \lfloor \log n_1 \rfloor + 1 + k_2 + \lfloor \log n_2 \rfloor \leq$$

$$1 + \lfloor \log n_1 \rfloor + \lfloor \log n_1 \rfloor + 1 + \lfloor \log n_2 \rfloor + \lfloor \log n_2 \rfloor = 2 + 2\lfloor \log n_1 \rfloor + 2\lfloor \log n_2 \rfloor = 2(1 + \lfloor \log n_1 \rfloor + \lfloor \log n_2 \rfloor) \leq \\ 2(1 + 2\lfloor \log n \rfloor - 1) = 4\lfloor \log n \rfloor$$

because for each of  $k_1, k_2$  heavy nodes there exist  $\lfloor \log n_1 \rfloor, \lfloor \log n_2 \rfloor$  light nodes in  $H_1, H_2$  and thus  $k_1 = \lfloor \log n_1 \rfloor, k_2 = \lfloor \log n_2 \rfloor$ ; also,  $\lfloor \log n_1 \rfloor + \lfloor \log n_2 \rfloor \leq 2\lfloor \log n \rfloor - 1$  as stated above. Potential is decreased for at most one, because by removing  $H$ 's root and merging  $H_1, H_2$  at most one node stopped to be heavy one:  $\Delta\Phi \leq -1$ . So,

$$\hat{c} = c + \Delta\Phi = 4\lfloor \log n \rfloor - 1 = O(\log n)$$

QED

## 10.5 Amortized complexity of the bottom-up approach

**Theorem 8.** The amortized time of merging two heaps  $H_1$  and  $H_2$  is  $O(1)$ . Therefore, inserting key and finding minimum take  $O(1)$  time. Deleting minimum takes  $O(\log n)$  on a  $n$ -sized heap.

*Proof.* The actual cost of merging  $H_1$  and  $H_2$  is number of nodes on the merging path. Define the potential as the number of right heavy nodes in the heap plus the number of light nodes on major and minor paths; before the merge operation the definition applies to  $H_1$  and  $H_2$ , after the merge it applies to  $H$ . The only nodes whose weights change during the merge are those on the major paths of  $H_1$  and  $H_2$ ; their weights can increase but not decrease.

Let  $H$  be the resulting heap. Let  $H_1$  be the first heap whose root is reached during the merge, let  $r_1$  be the root of  $H_1$ . The merge path is top part of the left path descending from  $r_1$  in  $H$  and it contains all nodes on the major path of  $H_1$  and possibly some of the nodes of the major path of  $H_2$ . If there are  $m$  nodes on the merging path, then the actual cost is  $c = m$ .

To calculate the potential change, let's check how major and minor paths change during the merge process. The major path of  $H$  consists of:

1. nodes on the major path of  $H_2$  not on the merge path
2. the node  $r_1$
3. the minor path of  $H_1$  if the merge path contains two or more nodes

In the first case, any node on the major path of  $H_2$  not on the merging path can increase the weight, becoming a right heavy instead of right light node. Each such change decreases the potential by one, so  $\Delta\Phi \leq -m + 1$ . No such node can change from heavy to light because the weights of both it and its parent increase by the same amount. In the second case, node  $r_1$  becomes a node on the major path of  $H$ , increasing the potential by one if  $r_1$  is heavy or by two if it becomes light, so  $\Delta\Phi \leq 2$ . In the third case, top node of the minor path of  $H_1$  increases the potential by two; other nodes of the minor path of  $H_1$  do not change the potential, so  $\Delta\Phi = 2$ .

The minor path of  $H$  is the minor path of  $H_2$ , whose nodes do not have potential changes, so  $\Delta\Phi = 0$ . Thus, the total potential change is  $\Delta\Phi \leq -m + 1 + 2 + 2 + 0 = -m + 5$ , so the amortized cost of the merge operation is  $\hat{c} \leq m - m + 5 = O(1)$ .

Consider the delete minimum operation. When root of the heap  $H$  is removed, then two skew subheaps  $H_1$  and  $H_2$  remain. The major path of  $H$  without the root becomes the minor path of  $H_2$ , the minor path of  $H$  becomes the major path of  $H_1$ . For that reason, each light right node on the minor paths of  $H_1$  and  $H_2$  have increase of two, so the potential is increased by  $4 \log n$ . QED

## 11 Graph

Definitions for both directed and undirected graphs refer to graphs. Otherwise, a definition refers to directed or undirected graph.

A *directed graph*  $G$  is a pair  $(V, E)$ , where  $V$  is finite set and  $E$  is a binary relation on  $V$ . The set  $V$  is called the *vertex set* of  $G$ , its elements are called *vertices*; the set  $E = \{(x, y) : x, y \in V\}$  is called *edge set* of  $G$ , and its elements are called *edges*. Self-loops are allowed, i.e. it is possible to have edge  $(y, y), y \in V$ .

If the edge set  $E$  contains unordered pairs of distinct vertices, then  $G = (V, E)$  is called *undirected graph*. That means that

$$E = \{\{x, y\} : x, y \in V, x \neq y\}$$

i.e.  $(x, y)$  and  $(y, x)$  are the same edge and self-loops are not allowed in an undirected graph.

For edge  $(x, y) \in E$  of a directed graph  $G = (V, E)$ , one says that  $(x, y)$  is *incident from* (or *leaves*) vertex  $x$  and *incident to* (or *enters*) vertex  $y$ .

For edge  $(x, y) \in E$  of an undirected graph  $G = (V, E)$ , one says that  $(x, y)$  is *incident on* vertices  $x, y$ .

For edge  $(x, y) \in E$  of a graph  $G = (V, E)$ , one says that  $y$  is *adjacent* to  $x$ . For an undirected graph, the adjacency relation is symmetric, which possibly may not be a case with directed graphs. Adjacent vertex  $y$  of  $x$  can be also written as  $x \rightarrow y$ .

In an undirected graph, *degree* of a vertex is number of edges incident on it.

In a directed graph, *out-degree* of a vertex is number of edges leaving it, *in-degree* is the number of edges entering it.

Sequence  $(x_0, x_1, \dots, x_k), k \geq 1$ , of vertices  $x_0, \dots, x_k \in V$  such that  $(x_{i-1}, x_i) \in E, i = 1, \dots, k$ , is called *path*. Number  $k$  is *path length*, which is equal to the number of edges. Path is *simple* if all vertices in the path are distinct. Subsequence of vertices  $(x_i, x_{i+1}, \dots, x_j), 0 \leq i \leq j \leq k$ , is called *subpath* of the path  $(x_0, x_1, \dots, x_k)$ . If for  $x, y \in V$  there exists path  $p$  from  $x$  to  $y$ , then  $y$  is *reachable* from  $x$  via  $p$ .

In a directed graph, path  $(x_0, x_1, \dots, x_k), k > 0$ , is a *cycle* if  $x_0 = x_k$ . If all vertices  $x_1, \dots, x_k$  are distinct then the cycle is *simple*. A self-loop is a cycle of length 1. Directed graph with no self-loops is *simple*.

In an undirected graph, path  $(x_0, x_1, \dots, x_k)$  is *simple cycle* if  $k \geq 3, x_0 = x_k$  and  $x_1, \dots, x_k$  are distinct.

Graph with no cycles is *acyclic*.

Undirected graph is *connected* if for each pair of vertices there exists a path which connects them. The relation "is reachable" is the relation of equivalence. Therefore, it splits non-connected undirected graph into classes of equivalence, which are called *connected components*. In other words, undirected graph is connected if and only if it contains only one connected component.

In a directed graph  $G = (V, E)$ , vertices  $x, y \in V$  are *mutually reachable* if there exist paths from both  $x$  to  $y$  and from  $y$  to  $x$ .  $G$  is *strongly connected* if each two vertices are mutually reachable. The *mutually reachable* is relation of equivalence, so it splits non strongly connected graph into classes of equivalence, which are called *strongly connected components*. In other words, directed graph is strongly connected if and only if it contains only one strongly connected component.

A digraph  $G$  is *weakly connected* if the undirected *underlying graph* obtained by replacing all directed edges of  $G$  with undirected edges is a connected graph. A digraph  $G$  is *connected* if for each two  $x, y \in V$  there exists  $x \rightsquigarrow y$  or  $y \rightsquigarrow x$ . It is trivial to prove that these definitions are equivalent.

A directed graph  $G = (V, E)$  is *singly connected* if  $x \rightsquigarrow y$  implies that there is at most one simple path from  $x$  to  $y$  for all vertices  $x, y \in V$ .

The *transpose* of a directed graph  $G = (V, E)$  is the graph  $G^T = (V, E^T), E^T = \{(y, x) \in V \times V : (x, y) \in E\}$ .  $G^T$  is computed from  $G$  in  $\Theta(V + E)$  time, if  $G$  is represented with adjacency list.

The *square* of a directed graph  $G = (V, E)$  is the graph  $G^2 = (V, E^2)$ , where  $E^2 = \{(x, z) \in V \times V : (\exists y \in V)(x, y) \in E, (y, z) \in E\}$ .  $G^2$  is computed from  $G$  in  $\Theta(V + E)^2$  time, if  $G$  is represented with adjacency list.

A *cut* is a partition of vertices of a graph into two disjoint subsets. The *cut-set* of the cut is the set of edges whose end points are in different subsets of the partition. An edge *crosses* the cut if they are in its cut-set. A cut *respects* an edge set  $A$  if no edge from  $A$  crosses the cut.

### 11.1 Tree

A *forest* is undirected, acyclic graph.

*Tree* is undirected, connected, acyclic graph. Its vertices are also called *nodes*. It is obvious that for each two nodes in the tree, there exists only one path which connects them.

*Rooted tree* is a tree where one vertex is distinguished from the others. That vertex is called *root* of the tree. Thus, for each node  $x$  in the tree  $T$  with root  $r$ , there exists unique path from  $r$  to  $x$ . Any node  $y \neq x$  on that path is *ancestor* of  $x$ , i.e.  $x$  is *descendant* of  $y$ . If  $(y, x)$  is the last edge on that path, then  $y$  is parent of  $x$ , and  $x$  is child of  $y$ . Root has no parent. Nodes with same parent are *siblings*. Node with no children is *leaf* (or *external node*). Non-leaf node is *internal node*.

*Subtree* rooted at node  $x$  is tree with root  $x$  and all its descendants.

*Ordered tree* is a tree where an order is imposed, i.e. if node has  $k$  children, then one can distinguish first child, second child,  $\dots$ ,  $k$ -th child.

Number of children of the node  $x$  of the tree  $T$  is called *degree* of node  $x$ . Length of a path from root  $r$  to  $x$  is  $x$ 's *depth* in  $T$ . *Height of node  $x$*  in the tree  $T$  is the number of edges on the longest simple path from  $x$  to any leaf. *Height of tree* is height of the root  $r$ .

*Binary tree* is a tree where each node has at most two children.

*Full binary tree* (also called *strict binary tree*) is a tree in which every node other than the leaf has two children.

*Complete binary tree* is a binary tree in which every level (except possibly the last one) is completely filled, and all nodes are as far left as possible.

*Max heap* is a tree that satisfies the *max heap property*: if  $b$  is a child node of  $a$ , then key  $a.k \geq b.k$ .

*Min heap* is a tree that satisfies the *min heap property*: if  $b$  is a child node of  $a$ , then key  $a.k \leq b.k$ .

*Binary heap* is a complete binary tree with a heap property.

Operations of interests for particular data structure  $D$  are: inserting, deleting and updating value in  $D$ , searching for given value  $v$  in  $D$ , finding minimum and maximum values in  $D$ , union of two data structures  $D_1$  and  $D_2$  into new data structure of the same type.

### 11.2 Breadth first search

The algorithms starts from a given vertex  $s$ , which is taken as the source to start the BFS algorithm. The search goes by visiting all neighbors from  $s$ , in case they are not visited yet. When these neighbors are visited, then neighbors of each of them is visited in the same way. For the purpose of tracing the neighbors, a queue  $Q$  can be used. To determine whether a vertex is being visited or not, an attribute  $x.v$  can be used with the values:  $N$  - still not visited,  $Y$  - visit finished,  $P$  - the visit is in progress. Each vertex has the previous vertex computed in  $x.p$ . The distance of  $x$  to  $s$  is stored in  $x.d$ .

### 11.3 Depth first search

The algorithms starts from a given vertex  $s$ , which is taken as the source to start the DFS algorithm. The search goes by taking the first non-visited neighbor and start DFS recursively on it. When no such neighbor is available anymore, the recursion stops. For each  $x \in V$ , the algorithm traces discovering and finishing time on  $x$  in the attributes  $x.t_d$  and  $x.t_f$ .

### 11.4 Topological sort

On a directed acyclic graph, it is possible to impose linear ordering on vertices, such that if  $(x, y) \in E$ , then  $x$  appears before  $y$  in that ordering.

---

**Algorithm 46** Breadth first search

---

**Input**

$G$  Graph to search. For all  $x \in V$  it's set by default  $v = N, d = \infty, p = \text{null}$ . Its adjacent vertices are in the set  $A$ .

**Input**

$s$  Source vertex to start the search.

**Output**

$G$  For each  $x \in V$  the attributes  $v, d, p$  are computed.

**Complexity**

$O(|E| + |V|)$

**procedure** BREADTHFIRSTSEARCH( $s$ )

$s.v = P, s.d = 0, s.p = \text{null}$

$Q = \emptyset$

$Q.push(s)$

**while**  $Q \neq \emptyset$  **do**

$x = Q.pop()$

**for**  $y := x.A$  **do**

**if**  $y.v = N$  **then**

$y.v := P$

$y.d := x.d + 1$

$y.p = x$

$Q.push(y)$

$x.v = Y$

---



---

**Algorithm 47** Depth first search

---

**Input**

$G$  Graph to search. For all  $x \in V$  it's set by default  $x = N, t_d = \infty, t_f = \infty, p = \text{null}$ . Its adjacent vertices are in the set  $A$ .

**Input**

$s$  Source vertex to start the search.

**Output**

$G$  For each  $x \in V$  the attributes  $v, d, p, t_d, t_f$  are computed.

**Complexity**

$O(|E| + |V|)$

**procedure** DEPTHFIRSTSEARCH( $s$ )

$t := 0$

**for**  $x \in V$  **do**

**if**  $x.v = \text{no}$  **then**

        DfsVisit( $x$ )

**procedure** DFSVISIT( $x$ )

$t := t + 1$

$x.t_d = t, x.v = P$

**for**  $y \in x.A$  **do**

**if**  $y.v = N$  **then**

$y.p = x$

        DfsVisit( $y$ )

$t := t + 1$

$u.v = Y, u.t_f = t$

---



---

**Algorithm 48** Topological sort

---

**Input** $G$  Graph to sort.**Output**

List of vertices topologically sorted.

**Complexity** $O(|E| + |V|)$ **procedure** TOPOLOGICALSORT( $s$ ) $L = \emptyset \triangleright$  List of vertices.Call DepthFirstSearch( $G$ ) to compute  $x.t_f$  for  $x \in V$ .As each  $x$  is finished, insert it at the front of  $L$ .**return**  $L$ 

---

**11.5 Strongly connected components**Graphs  $G$  and  $G^T$  have exactly the same strongly connected components:  $x \rightsquigarrow y$  iff  $y \rightsquigarrow x$ .

---

**Algorithm 49** Strongly connected components

---

**Input** $G$  Graph to compute SCCs.**Output**

Strongly connected components.

**Complexity** $O(|E| + |V|)$ **procedure** STRONGLYCONNECTEDCOMPONENTS( $s$ ) $L := \emptyset \triangleright$  List of components.DepthFirstSearch( $G$ )DepthFirstSearch( $G^T$ ) but in the main loop of DFS take  $x \in V$  in order of decreasing  $x.t_f$ .Each tree of the DFS forest of  $G^T$  put into  $L$ .**return**  $L$ 

---

## 12 AVL tree

Binary search tree is the *AVL tree* if for each node, difference between the left and right subtree height is less or equal than 1. For  $n$  nodes, an AVL tree has height of  $1.44 \lg n$ . For that reason, finding, inserting or deleting node is of  $O(\log n)$  complexity. The presented algorithms assume that all keys stored in the tree are different.

**Lemma 4.** Maximum height of AVL tree with  $n$  nodes is  $1.44 \lg n$ .

*Proof.* To find maximum height of an AVL tree with  $n$  nodes, one should answer what is the minimum number of nodes (sparsest possible AVL tree) an AVL tree of height  $h$  can have? Let  $F_h$  be an AVL tree of height  $h$ , having the minimum number of nodes. Let  $F_l$  and  $F_r$  be AVL trees which are left and right subtree, respectively, of  $F_h$ . Then  $F_l$  or  $F_r$  must have height  $h - 2$ . Suppose  $F_l$  has height  $h - 1$  so that  $F_r$  has height  $h - 2$ .  $F_l$  has to be an AVL tree having the minimum number of nodes among all AVL trees with height of  $h - 1$  and  $F_r$  among all AVL trees of height  $h - 2$ . Thus,  $|F_h| = |F_{h-1}| + |F_{h-2}| + 1$ , where  $|F_h|$  denotes number of nodes in  $F_h$ . Such trees are called Fibonacci trees. Note that  $|F_0| = 1$  and  $|F_1| = 2$  and  $|F_h| + 1 = (|F_{h-1}| + 1) + (|F_{h-2}| + 1)$ , so  $|F_h|$  are Fibonacci numbers. Using the approximate formula for Fibonacci numbers, we get

$$|F_h| + 1 \approx \frac{1}{\sqrt{5}} \left( \frac{1 + \sqrt{5}}{2} \right)^{h+3} \Rightarrow h \approx 1.44 \lg |F_n|$$

This implies that the sparsest possible AVL tree with  $n$  nodes has height  $h \approx 1.44 \lg n$  which is the worst case of AVL tree's height. QED

### 12.1 Finding node

Finding a node with a given key  $K$  starts from the root  $r_T$  as current node.  $K$  is compared with a key of each current node. If it is less than it's value, it continues within left subtree; if it's greater, then proceeds within right subtree.

---

**Algorithm 50** Finding a key in an AVL tree.

---

**Input**

$K$  Key to find.

**Output**

Node with the key  $K$  or null if no  $K$  is present or  $T$  is empty.

**Complexity**

$O(\lg n)$

**procedure** FIND( $K$ )

$x = r_T$

**while**  $x \neq \text{null}$  **do**

**if**  $K < x.k$  **then**

$x = x.c_l$

**else if**  $K > x.k$  **then**

$x = x.c_r$

**else**

**return**  $x$

**return null**

---

To find a predecessor of a given node  $x$ , one should get the most right descendant of  $x$ 's left child  $x.c_l$ . From this definition, it follows that predecessor has no right child (otherwise, that child would be the predecessor).

To find a successor of a given node  $x$ , one should get the most left descendant of  $x$ 's right child  $x.c_r$ . From this definition, it follows that successor has no left child (otherwise, that child would be the successor).

---

**Algorithm 51** Finding a predecessor of a given node.

---

**Input**

$x$  Node to find predecessor of.

**Output**

Predecessor node or null (if  $x$  is null or has no predecessor or  $T$  is empty).

**Complexity**

$O(\lg n)$

**procedure** PREDECESSOR( $x$ )

**if**  $x = \text{null}$  **or**  $r_T = \text{null}$  **or**  $x.c_l = \text{null}$  **then**

**return** null

$x_l := x.c_l$

**while**  $x_l \neq \text{null}$  **do**

$x_l := x_l.c_r$

**return**  $x_l$

---



---

**Algorithm 52** Finding a successor of a given node.

---

**Input**

$x$  Node to find successor of.

**Output**

Successor node or null (if  $x$  is null or has no successor or  $T$  is empty).

**Complexity**

$O(\lg n)$

**procedure** SUCCESSOR( $x$ )

**if**  $x = \text{null}$  **or**  $r_T = \text{null}$  **or**  $x.c_r = \text{null}$  **then**

**return** null

$x_r := x.c_r$

**while**  $x_r \neq \text{null}$  **do**

$x_r := x_r.c_l$

**return**  $x_r$

---

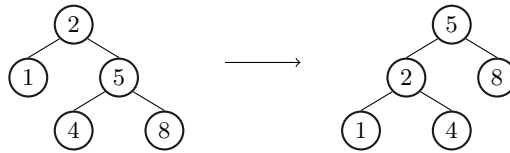


Figure 12: Left rotation of node 2

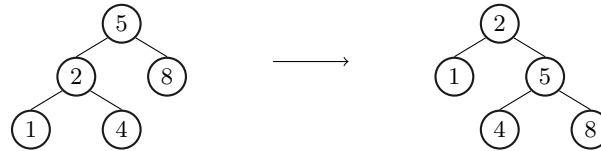


Figure 13: Right rotation of node 5

One can easily check if a node is descendant of an another node.

---

**Algorithm 53** Checking whether a node is descendant of another node.

---

**Input**

$a$  Ancestor node.  
 $d$  Descendant node.

**Output**

True if  $d$  is descendant of  $a$ .

**Complexity**

$O(\lg n)$

**procedure** ISLEFTDESCENDANT( $a, d$ )

**while**  $d.p \neq a$  **do**  
    $d := d.p$   
  **if**  $d = a.c_l$  **then**  
   **return true**  
  **else**  
   **return false**

---

## 12.2 Rotations

Rotations reconnect nodes as described below in figures 12 and 13. There are no changes on balance factors, they are fixed in the appropriate operations.

Left rotation reconnects nodes, such that rotated node  $x$  get it's right child  $x.c_r$  for the parent and left child of  $x.c_r$  becomes right child of  $x$ . Node 2 in the following figure is rotated to the left:

Right rotation reconnects nodes, such that rotated node  $x$  get it's left child for the parent and right child of  $x.c_l$  becomes left child of  $x$ . Node 5 in the following figure is rotated to the right:

## 12.3 Inserting node

Inserting node is to put the new key  $K$  into tree  $T$  by going to the left subtree if  $K$  is less than key of the current node, and to the right if  $K$  is greater than key of the current node. When a node is inserted, balance factors of some of the traversed nodes can be changed. For that reason, those nodes have to be rebalanced.

While searching correct place to insert new node, last node  $P$  with non-zero balance is memorized. If such node does not exist, then no balancing is necessary after inserting the new node. Subtree at  $P$  can become corrupted after inserting new node and no other tree except this one can be corrupted. Balances of all nodes from the new one until  $P$  are modified. Rotations are made in constant time, so total time for inserting is  $O(\lg n)$ .

---

**Algorithm 54** Left rotation of a node.

---

**Input** $x$  Node to rotate.**Output** $T$  Tree with the left rotated  $x$ .**Complexity** $O(1)$ **procedure** ROTATELEFT( $x$ ) $x_p := x.p, x_r := x.c_r, x_{rl} := x.c_r.c_l$  $x_r.p := x.p, x.p := x_r$ **if**  $x_{rl} \neq \text{null}$  **then** $x_{rl}.p := x$  $x.c_r := x_{rl}, x_r.c_l := x$ **if**  $x_p \neq \text{null}$  **then****if**  $x = x_p.c_l$  **then** $x_p.c_l := x_r$ **else if**  $x = x_p.c_r$  **then** $x_p.c_r := x_r$ **if**  $r_T = x$  **then** $r_T := x.p$ 

---

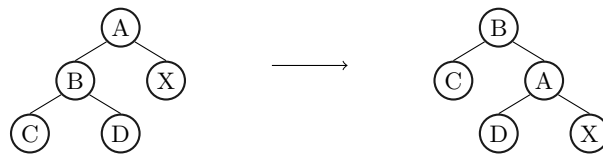
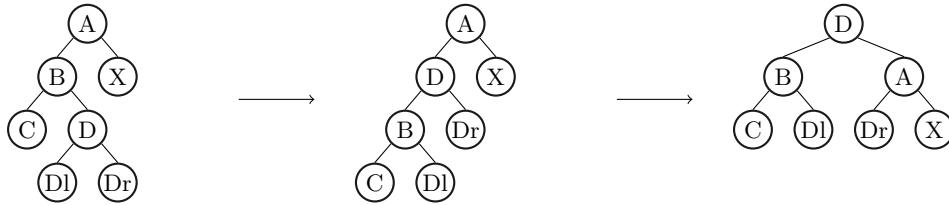
---

**Algorithm 55** Right rotation of a node.

---

**Input** $x$  Node to rotate.**Output** $T$  Tree with the right rotated  $x$ .**Complexity** $O(1)$ **procedure** ROTATERIGHT( $x$ ) $x_p := x.p, x_l := x.c_l, x_{lr} := x.c_l.c_r$  $x_l.p := x.p, x.p := x_l$ **if**  $x_{lr} \neq \text{null}$  **then** $x_{lr}.p := x$  $x.c_l := x_{lr}, x_l.c_r := x$ **if**  $x_p \neq \text{null}$  **then****if**  $x = x_p.c_l$  **then** $x_p.c_l := x_l$ **else if**  $x = x_p.c_r$  **then** $x_p.c_r := x_l$ **if**  $r_T = x$  **then** $r_T := x.p$ 

---

Figure 14: L1 case fixed with right rotation of  $A$ Figure 15: L2, L3, L4 cases fixed with left rotation of  $B$  and right rotation of  $A$ 

Let  $A$  be the last node with the non-zero balance  $A.b \neq 0$ , let the new node be inserted into left subtree of  $A$ , let be  $B = A.c_l, C = B.c_l, D = B.c_r, X = A.c_r$  and  $x.h$  be the height of a subtree at node  $x$ .

First case is when the inserted node is left descendant of  $B$ . Then,  $A.b = -2, B.b = -1$ , so  $D.h = X.h, C.h = D.h + 1 \Rightarrow C.h = X.h + 1$ . If  $A$  is right rotated, then  $B$  is parent of  $A$ ,  $D$  and  $X$  are children of  $A$ . It follows that  $A.b = 0$  since  $D.h = X.h$  and  $B.b = 0$  because  $C.h = X.h + 1$ .

Second, third and fourth case are when inserted node is right descendant of  $B$ . Three possibilities are available:  $A.b = -2, B.b = +1, D.b = -1$ ,  $A.b = -2, B.b = +1, D.b = +1$  or  $A.b = -2, B.b = +1, D.b = 0$ , depending of where the node inserted (left or right subtree of  $D$ ). Denote  $D_l = D.c_l, D_r = D.c_r$ , and consider the second case  $D.b = -1$ . It follows that  $b(B) = 1 \Rightarrow D.h = C.h + 1, D.b = -1 \Rightarrow D_l.h = D_r.h + 1, h(D) = h(D_l) + 1$ , so  $D_l.h = C.h$ . Also,  $X.h = B.h - 2 = D.h - 1 = D_l.h = D_r.h + 1$ . Therefore,  $D_l.h = C.h \Rightarrow B.b = 0; X.h = D_r.h + 1 \Rightarrow A.b = +1; D_l.h = X.h \Rightarrow D.b = 0$ .

For the third case, rotations are the same and calculus is similar:  $C.h = D_r.h = D_l.h + 1, X.h = D_r.h \Rightarrow B.b = -1, A.b = 0, D.b = 0$ . The fourth case is same as this one. Let's write down these cases symbolically:

Symmetric cases come when inserted node is in the right subtree of  $A$ .

The following functions perform cases L1-L3, R1-R3.

---

**Algorithm 56** Case L1.

---

**Input**

$x$  Subtree to perform the case L1.

**Output**

None.

**Complexity**

$O(1)$

**procedure** CASEL1( $x$ )

$A := x, B := A.c_l$

RotateRight( $A$ )

$A.b := 0, B.b := 0$

---

Inserting searches for an appropriate leaf node to put the key  $K$  into one of it's children. Then the balance factors of the traversed nodes are fixed.

## 12.4 Deleting node

When a node is deleted, heights of subtrees containing that node may be changed. For that reason, rebalancing has to be performed of all nodes from a deleted one until the root. Deleting  $Z$  if both

---

**Algorithm 57** Case L2.

---

**Input**

$x$  Subtree to perform the case L2.

**Output**

None.

**Complexity**

$O(1)$

**procedure** CASEL2( $x$ )

$A := x, B := A.c_l, D := B.c_r$

RotateLeft( $B$ )

RotateRight( $A$ )

$A.b := +1, B.b := 0, D.b := 0$

---

---

**Algorithm 58** Case L3.

---

**Input**

$x$  Subtree to perform the case L3.

**Output**

None.

**Complexity**

$O(1)$

**procedure** CASEL3( $x$ )

$A := x, B := A.c_l, D := B.c_r$

RotateLeft( $B$ )

RotateRight( $A$ )

$A.b := 0, B.b := -1, D.b := 0$

---

---

**Algorithm 59** Case L4.

---

**Input**

$x$  Subtree to perform the case L4.

**Output**

None.

**Complexity**

$O(1)$

**procedure** CASEL4( $x$ )

$A := x, B := A.c_l, D := B.c_r$

RotateLeft( $B$ )

RotateRight( $A$ )

$A.b := 0, B.b := 0, D.b := 0$

---

---

**Algorithm 60** Case R1.

---

**Input**

$x$  Subtree to perform the case R1.

**Output**

None.

**Complexity**

$O(1)$

**procedure** CASER1( $x$ )

$A := x, B := A.c_r$

RotateLeft( $A$ )

$A.b := 0, B.b := 0$

---

---

**Algorithm 61** Case R2.

---

**Input**

$x$  Subtree to perform the case R2.

**Output**

None.

**Complexity**

$O(1)$

**procedure** CASER2( $x$ )

$A := x, B := A.c_r, D := B.c_l$

RotateRight( $B$ )

RotateLeft( $A$ )

$A.b := -1, B.b := 0, D.b := 0$

---

---

**Algorithm 62** Case R3.

---

**Input**

$x$  Subtree to perform the case R3.

**Output**

None.

**Complexity**

$O(1)$

**procedure** CASER3( $x$ )

$A := x, B := A.c_r, D := B.c_l$

RotateRight( $B$ )

RotateLeft( $A$ )

$A.b := 0, B.b := +1, D.b := 0$

---

---

**Algorithm 63** Case R4.

---

**Input**

$x$  Subtree to perform the case R4.

**Output**

None.

**Complexity**

$O(1)$

**procedure** CASER4( $x$ )

$A := x, B := A.c_r, D := B.c_l$

RotateRight( $B$ )

RotateLeft( $A$ )

$A.b := 0, B.b := 0, D.b := 0$

---



---

**Algorithm 64** Inserting a node with the given key.

---

**Input** $K$  Key to insert.**Output** $T$  Tree with the newly added key.**Complexity** $O(\lg n)$ **procedure** INSERT( $K$ )**new**  $z$  $z.k := K$ 

▷ Empty tree is trivial case.

**if**  $r_T = \text{null}$  **then** $r_T := z$ **return**

▷ Not empty tree.

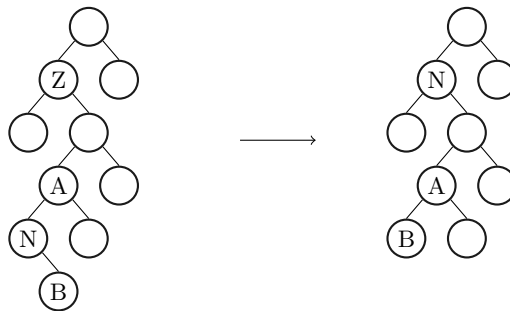
 $c := r_T$  $P := \text{null}$  ▷ Last ancestor with non-zero balance.▷ Insert  $z$  into an empty place.**while true do****if**  $c.b \neq 0$  **then** $P := c$ **if**  $K < c.k$  **then****if**  $c.l = \text{null}$  **then** $c.l := z$  $z.p := c$ **break** $c := c.c_l$ **else****if**  $c.c_r = \text{null}$  **then** $c.c_r := z$  $z.p := c$ **break** $c := c.c_r$ **if**  $P = \text{null}$  **or**  $P.b = 0$  **then** ▷ Just modify balances. $c := z$ **do****if**  $c = c.p.l$  **then** $c.p.b := c.p.b - 1$ **else** $c.p.b := c.p.b + 1$  $c := c.p$ **while**  $c \neq r_T$ **return**▷ Modify balances from  $z$  to  $P$ . $c := z$ **do****if**  $c = c.p.l$  **then** $c.p.b := c.p.b - 1$ **else** $c.p.b := c.p.b + 1$  $c := c.p$ **while**  $c \neq P$

**Algorithm 65** Inserting a node with the given key.

---

▷ Fix balance factors.  
**if** IsLeftDescendant( $P, c$ ) = **true** **then** ▷ Node inserted to the left.  
 $A := P, B := P.c_l, D := B.c_r$   
**if**  $A.b = -2$  **and**  $B.b = -1$  **then**  
    CaseL1( $A$ )  
**else if**  $A.b = -2$  **and**  $B.b = +1$  **and**  $D.b = -1$  **then**  
    CaseL2( $A$ )  
**else if**  $A.b = -2$  **and**  $B.b = +1$  **and**  $D.b = +1$  **then**  
    CaseL3( $A$ )  
**else if**  $A.b = -2$  **and**  $B.b = +1$  **and**  $D.b = 0$  **then**  
    CaseL4( $A$ )  
**else** ▷ Node inserted to the right.  
 $A := P, B := P.c_r, D := B.c_l$   
**if**  $A.b = +2$  **and**  $B.b = +1$  **then**  
    CaseR1( $A$ )  
**else if**  $A.b = +2$  **and**  $B.b = -1$  **and**  $D.b = +1$  **then**  
    CaseR2( $A$ )  
**else if**  $A.b = +2$  **and**  $B.b = -1$  **and**  $D.b = -1$  **then**  
    CaseR3( $A$ )  
**else if**  $A.b = +2$  **and**  $B.b = -1$  **and**  $D.b = 0$  **then**  
    CaseR4( $A$ )

---

Figure 16: Deleting node  $Z$  by replacing it with successor  $N$ .

children are null is removing it and checking all parents for balances. If some of the  $Z$ 's children isn't null, then deleting it is replacing it with predecessor or successor node (call it  $N$ ).  $N$ 's parent  $A$  takes  $N$ 's single child  $B$  as a new child instead of  $N$ ,  $Z$  is replaced with  $N$ . The procedure is shown on the figure 20.

Nodes starting from  $A$  should be checked for balances and rotated if necessary. If  $A$ 's height has not changed (balance is 0), the deleting procedure ends; otherwise,  $A$  becomes  $A$ 's parent and procedure is repeated. There are three cases on deleting:

- D1**  $A.b = 0$ , after deleting  $A.b = \pm 1$  and height of  $A$ -tree is not changed, so the deleting procedure is ended.
- D2**  $A.b = \pm 1$ , after deleting  $A.b = 0$ , so there's no need for rotations; but height of trees containing  $A$  is changed, so procedure of balancing continues on parent of  $A$ .
- D3**  $A.b = \pm 1$ , after deleting  $A.b = \pm 2$ , so rotation are made; height of trees containing  $A$  is changed, so procedure of balancing continues on parent of  $A$ . L1-L5 and R1-R5 cases are possible here.

Additional cases on deleting are:

- L5**  $A.b = -2, B.b = 0 \Rightarrow A.c_r \Rightarrow A.b = -1, B.b = +1$

**R5**  $A.b = +2, B.b = 0 \Rightarrow A.c_l \Rightarrow A.b = +1, B.b = -1$

---

**Algorithm 66** Case L5.

---

**Input**

$x$  Subtree to perform the case L5.

**Output**

None.

**Complexity**

$O(1)$

**procedure** CASEL5( $x$ )

$A = x, B = A.c_l$

*RotateRight*( $A$ )

$A.b = -1, B.b = +1$

---

---

**Algorithm 67** Case R5.

---

**Input**

$x$  Subtree to perform the case R5.

**Output**

None.

**Complexity**

$O(1)$

**procedure** CASER5( $x$ )

$A = x, B = A.c_r$

*RotateLeft*( $A$ )

$A.b = +1, B.b = -1$

---

Rotations are made in  $O(\lg n)$  time, so as finding node to delete, so total time for deleting is  $O(\lg n)$ .

---

**Algorithm 68** Deleting a node for the given key.
 

---

**Input** $K$  Key to delete.**Output**

None.

**Complexity** $O(\lg n)$ **procedure** CASER4( $x$ )**if**  $r_T = \text{null}$  **then****return** $Z := \text{find}(K)$ **if**  $Z = \text{null}$  **then****return****if**  $Z = r_T$  **then****delete**  $r_T$  $N_s = \text{Successor}(Z), N_p = \text{Predecessor}(Z)$  $A = \text{null} \triangleright$  Parent of  $N_s$  or  $N_p$ .**if**  $N_s = \text{null}$  **and**  $N_p = \text{null}$  **then** $A = p(Z)$ **if**  $Z = A.c_l$  **then** $A.b := A.b + 1$  $A.c_l := \text{Null}$ **else if**  $Z = A.c_r$  **then** $A.b := A.b - 1$  $A.c_r := \text{Null}$ **delete**  $Z$ **else if**  $N_s \neq \text{null}$  **then** $Z.k := N_s.k$  $A := N_s.p \triangleright$  Could be also  $A = Z.p$ .**if**  $N_s = A.c_l$  **then**  $\triangleright$  Successor is not sibling of  $Z$ .**if**  $N_s.c_r \neq \text{null}$  **then**  $\triangleright$  Connect  $A$  with single child (if exists). $A.c_l := N_s.c_r$  $N_s.c_r.p := A$ **else****delete**  $A.c_l$  $A.b := A.b + 1$ **else if**  $N_s = A.c_r$  **then**  $\triangleright$  Successor is sibling of  $Z$ .**if**  $N_s.c_r \neq \text{null}$  **then** $A.c_r := N_s.c_r$  $N_s.c_r.p := A$ **else****delete**  $A.c_r$  $A.b := A.b - 1$ **delete**  $N_s$

---

**Algorithm 69** Deleting a node for the given key.

---

```

else if  $N_p \neq \text{null}$  then
   $Z.k := N_p.k$ 
   $A := N_p.p$   $\triangleright$  Could be also  $A = Z.p$ .
  if  $N_p = A.c_r$  then  $\triangleright$  Successor is not sibling of  $Z$ .
    if  $N_p.c_l \neq \text{null}$  then  $\triangleright$  Connect  $A$  with single child (if exists).
       $A.c_r := N_p.c_l$ 
       $N_p.c_l.p = A$ 
    else
      delete  $A.c_r$ 
       $A.b := A.b - 1$ 
  else if  $N_p = A.c_l$  then  $\triangleright$  Successor is sibling of  $Z$ .
    if  $N_p.c_l \neq \text{null}$  then
       $A.c_l := N_p.c_l$ 
       $N_p.c_l.p := A$ 
    else
      delete  $A.c_l$ 
       $A.b := A.b + 1$ 
  delete  $N_p$ 
 $\triangleright$  Correct balances along the tree starting from parent.
while  $A \neq \text{null}$  do
  if  $A.b = \pm 1$  then  $\triangleright$  Case D1.
    break
  else if  $A.b = 0$  then  $\triangleright$  Case D2.
    if  $A.p \neq \text{null}$  then
      if  $A = A.p.l$  then
         $A.p.b := A.p.b + 1$ 
      else if  $A = A.p.c_r$  then
         $A.p.b := A.p.b - 1$ 
  else if  $A.b = \pm + 2$  then  $\triangleright$  Cases R1 - R5.
     $B := A.c_r$ 
    if  $B.b = +1$  then
      CaseR1( $A$ )
    else if  $B.b = -1$  then
       $D := B.c_l$ 
      if  $D.b = +1$  then
        CaseR2( $A$ )
      else if  $D.b = -1$  then
        CaseR3( $A$ )
      else if  $D.b = 0$  then
        CaseR4( $A$ )
      else if  $B.b = 0$  then
        CaseR5( $A$ )

```

---

---

**Algorithm 70** Deleting a node for the given key.

---

**else if**  $A.b = \pm - 2$  **then**  $\triangleright$  Cases L1 - L5.

$B := A.c_l$

**if**  $B.b = -1$  **then**

CaseL1( $A$ )

**else if**  $B.b = +1$  **then**

$D := B.c_r$

**if**  $D.b = -1$  **then**

CaseL2( $A$ )

**else if**  $D.b = +1$  **then**

CaseL3( $A$ )

**else if**  $D.b = 0$  **then**

CaseL4( $A$ )

**else if**  $B.b = 0$  **then**

CaseL5( $A$ )

$A := A.p$

---

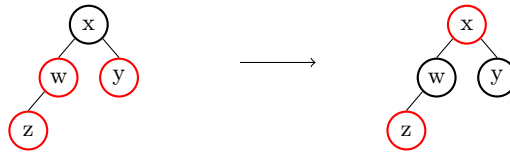
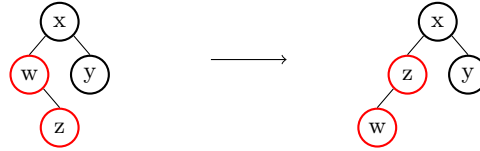


Figure 17: L1 case.

Figure 18: L2 case transformed to L3 (where  $w$  gets role of  $z$ ).

## 13 Red black tree

An alternative to the AVL tree which provides algorithmic complexity for the operations of finding, inserting and deleting of a key is the red black tree.

**Definition 13.1.** Binary search tree is the *red black tree* if:

1. Every node is red or black.
2. The root is black.
3. Every leaf is black.
4. If a node is red, then both its children are black.
5. For each node, all paths from the node to descendant leaves contain the same number of black nodes.

The rule 2 is sometimes is omitted, because the root can always be changed from red to black.

Red node can have either zero or two children.

Child subtree of any node  $x$  is at most twice longer than subtree of it's sibling (follows from properties 4 and 5). Subtree in any node  $x$  has at least  $2^{h_x} - 1$  internal nodes (proof in [1]). Red black tree with  $n$  internal nodes has height at most  $2 \lg(n + 1)$ .

If a red black tree  $T$  has  $n$  nodes, then maximum number of red nodes is  $2n/3$  (leaves not calculated). Maximal number is reached when nodes on levels  $2, 4, \dots, T.h$ ,  $T.h$  is odd, are colored red and tree  $T$  is full (each node has both children).

It is considered that all leafs have sentinels as children (black nodes with leafs as parents and no children). Thus, algorithm for deleting will be easier to implement. Notation for a sentinel of a tree  $T$  is  $s_T$ .

### 13.1 Inserting

Newly inserted node  $z$  is colored red. If (after being inserted) its parent is black, then the process is over. Otherwise, properties 2 and 4 can be violated (for details see [1]), so recolorings and rotations have to be made. There are three cases when red black properties are violated and another three symmetric to those ones. Let be  $y$  the  $z$ 's uncle i.e. node such that  $y = z.p.p.c_r$ .

- L1  $y$  is red: then  $z.p.p$  is black,  $z.p$  is red  $\Rightarrow y, z.p$  can be colored black and  $z.p.p$  red. The process continues on  $z.p.p$ .
- L2  $y$  is black and  $z = z.p.c_r \Rightarrow$  left rotation of  $w$  transforms it to L3 case (where  $w$  gets role of  $z$ ).
- L3  $y$  is black and  $z = z.p.c_l \Rightarrow$  color  $z.p$  into black,  $z.p.p$  into red and rotate right  $z.p.p$ ; thus, tree has the correct red-black properties and process finishes.

Symmetric cases are for  $y = z.p.p.c_l$

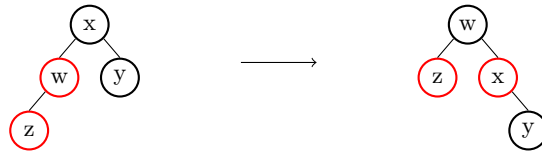
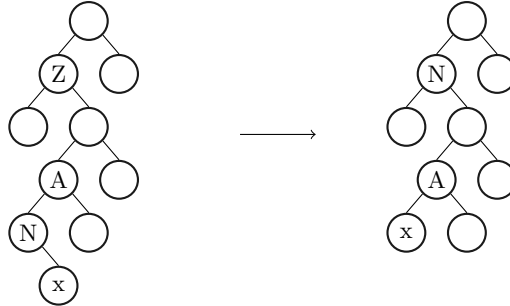


Figure 19: L3 case which fixes the red-black properties.

Figure 20: Deleting node  $Z$  by replacing it with successor  $N$ .

- R1  $y$  is red: then  $z.p.p$  is black,  $z.p$  is red  $\Rightarrow y, z.p$  can be colored black and  $z.p.p$  red. The process is continued on  $z.p.p$ .
- R2  $y$  is black and  $z = z.p.c_l \Rightarrow$  right rotation of  $w$  transforms this case to case R3.
- R3  $y$  is black and  $z = z.p.c_r \Rightarrow$  color  $z.p$  into black,  $z.p.p$  into red and rotate left  $z.p.p$ .

## 13.2 Deleting

Deleting node  $z$  is actually replacing  $z$  with it's predecessor/successor  $N$  and fixing red black properties. If  $N$  is red when removed, then properties 1 - 5 still hold. If  $N$  is black, then properties 1, 2, 4 and for can be violated. Let  $x$  be the  $N$ 's sole child (or sentinel).  $x$  is considered to have has an extra blackness received from  $N$  in a sense that this blackness has to be moved into some other node using rotations and recolorings. Let  $w = x.p.c_r$  be the sibling of  $x$ .

The following cases keep the same number of black nodes of all affected paths and fix properties 1 and 4 (property 2 is fixed later):

- L1  $w$  is red: colors of  $x.p$  and  $w$  are swapped, then  $x.p$  is left rotated; this case is reduced to cases 2, 3, 4.
- L2  $w$  is black, both  $w$ 's children are black  $\Rightarrow w$  is colored red, extra blackness of  $x$  is moved to  $x.p$ ; if  $x.p$  is red, then it is colored into black and the process finishes; otherwise the process is repeated on  $x.p$  which has extra blackness.
- L3  $w$  is black,  $w.c_l$  is red,  $w.c_r$  is black: colors of  $w$  and  $w.c_l$  are swapped and  $w$  is right rotated; thus, this case is reduced to case L4.
- L4  $w$  is black,  $w.c_r$  is red:  $w$  takes color of  $x.p$ ,  $x.p$  and  $w.c_r$  are colored black,  $x.p$  is left rotated, extra blackness of  $x$  is dropped making  $x$  colored black; this case finishes transformations.

Symmetric cases are for  $x = x.p.c_r$ ,  $w = x.p.c_l$ :

- R1  $w$  is red: colors of  $x.p$  and  $w$  are swapped, then  $x.p$  is right rotated; this case is reduced to cases 2, 3, 4.



Figure 21: L1 case transformed to L2, L3, L4.



**Algorithm 71** Inserting a node.**Input** $K$  Key to insert into a tree  $T$ .**Output** $T$  with the inserted node with  $K$ .**Complexity** $O(\lg n)$ **procedure** INSERT( $K$ )**new**  $z$  $z.k := K$ **if**  $r_T = \text{null}$  **then** $z.c := \text{BLACK}$ **return** $z.c := \text{RED}$  $x := r_T$ **while true do****if**  $K < x.k$  **then****if**  $x.c_l = \text{null}$  **then** $x.c_l := z, z.p := x$ **break** $x := x.c_l$ **else****if**  $x.c_r = \text{null}$  **then** $x.c_r := z, z.p := x$ **break** $x := x.c_r$ **if**  $x.p = r_T$  **then****return**

▷ Fix red black properties.

**while**  $x.p.c = \text{RED}$  **do**

▷ Cases L1 - L3.

**if**  $x.p = x.p.p.c_l$  **then** $y := z.p.p.c_r$ **if**  $y.c = \text{RED}$  **then** ▷ Case L1. $z.p.c := \text{BLACK}, y.c := \text{BLACK}, z.p.p.c := \text{RED}, z := z.p.p$ **else** ▷ Cases L2 and L3.**if**  $z = z.p.c_r$  **then** ▷ Case L2. $z := z.p$ RotateLeft( $z$ )

▷ Case L3.

 $z.p.c := \text{BLACK}, z.p.p.c := \text{RED}$ RotateRight( $z.p.p$ )**else if**  $z.p = z.p.p.c_r$  **then** ▷ Cases R1 - R3. $y := z.p.p.c_l$ **if**  $y.c = \text{RED}$  **then** ▷ Case R1. $z.p.c := \text{BLACK}, y.c := \text{BLACK}, z.p.p.c := \text{RED}, z := z.p.p$ **else** ▷ Cases R2 - R3.**if**  $z = z.p.c_l$  **then** ▷ Case R2. $z := z.p$ RotateRight( $z$ )

▷ Case R3.

 $z.p.c := \text{BLACK}, z.p.p.c := \text{RED}$ RotateLeft( $z.p.p$ ) $r_T.c := \text{BLACK}$

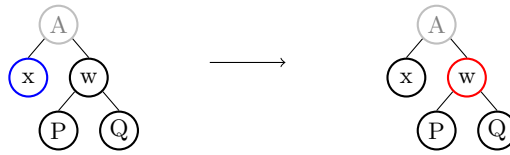
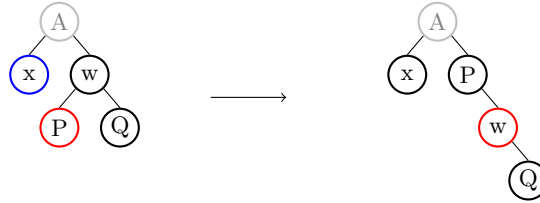
Figure 22: L2 case finishes or proceeds on  $x.p$ .

Figure 23: L3 case.

- R2  $w$  is black, both  $w$ 's children are black  $\Rightarrow w$  is colored red, extra blackness of  $x$  is moved to  $x.p$ ; if  $x.p$  is already red, then the process finishes, otherwise the process is repeated on  $x.p$ .
- R3 colors of  $w$  and  $p$  are swapped and  $w$  is left rotated.
- R4  $w$  is black,  $w.cl$  is red:  $w$  takes color of  $x.p$ ,  $x.p$  and  $w.cl$  are colored black,  $x.p$  is right rotated, extra blackness of  $x$  is dropped making  $x$  colored black; this case finishes transformations.

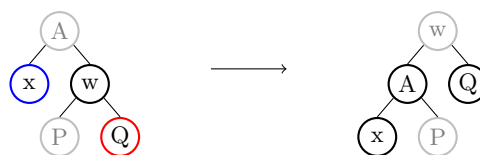


Figure 24: L4 case.

---

**Algorithm 72** Deleting a node.
 

---

**Input** $K$  Key to delete,**Output** $T$  without the node with  $K$ .**Complexity** $O(\lg n)$ **procedure REMOVE( $K$ )****if**  $r_T = \text{null}$  **then****return** $z := \text{Find}(K)$ **if**  $z = \text{null}$  **then****return****if**  $z = r_T$  **and**  $r_T.c_l = \text{null}$  **and**  $r_T.c_r = \text{null}$  **then****delete**  $r_T$ **return****if**  $z.c = \text{RED}$  **and**  $z.c_l = s_T$  **and**  $z.c_r = s_T$  **then****if**  $z = z.p.c_l$  **then** $z.p.c_l := s_T$ **else if**  $z = z.p.c_r$  **then** $z.p.c_r := s_T$ **return** $N_s = \text{Successor}(x)$ ,  $N_p = \text{Predecessor}(x)$ ,  $N = \text{null}$ ,  $x = \text{null}$ **if**  $N_s = \text{null}$  **and**  $N_p = \text{null}$  **then** $A := z.p$  $N := A$ **if**  $z = A.c_l$  **then** $A.c_l := s_T$  $x := A.c_l$ **else if**  $z = A.c_r$  **then** $A.c_r := s_T$  $x := A.c_r$ **else if**  $N_s \neq \text{null}$  **then** $N := N_s$ ,  $A := N.p$ ,  $z.k = N_s.k$ ▷ Reconnect  $A$  with  $N$ 's right child.**if**  $N_s = A.c_l$  **then****if**  $N_s.c_r \neq \text{null}$  **then** $A.c_l := N_s.c_r$  $N_s.c_r.p := A$ **else** $A.c_l := s_T$  $x := A.c_l$ **else if**  $N_s = A.c_r$  **then** $A.c_r := s_T$  $x := A.c_r$

**Algorithm 73** Deleting a node.

---

```

else if  $N_p \neq \text{null}$  then
   $N := N_p, A := N.p, z.k := N_p.k$ 
  ▷ Reconnect  $A$  with  $N$ 's left child.
  if  $N_p = A.c_r$  then
    if  $N_p.c_l \neq \text{null}$  then
       $A.c_r := N_p.c_l$ 
       $N_p.c_l.p := A$ 
    else
       $A.c_r := s_T$ 
     $x := A.c_r$ 
  else if  $N_p = A.c_l$  then
     $A.c_l := s_T$ 
     $x := A.c_l$ 
if  $N.c = \text{BLACK}$  or  $x.p = N$  then
  ▷ Fix the red black properties.
  while  $x \neq r_T$  and  $x.c = \text{BLACK}$  do
    if  $x = x.p.l$  then ▷ Cases L1 - L4.
       $w := x.p.c_r$ 
      if  $w.c = \text{RED}$  then ▷ Case L1.
         $w.c := \text{BLACK}, x.p.c := \text{RED}$ 
        RotateLeft( $x.p$ )
         $w := x.p.c_r$ 
      if  $w.c = \text{BLACK}$  and  $w.c_l.c = \text{BLACK}$  and  $w.c_r.c = \text{BLACK}$  then ▷ Case L2.
         $w.c := \text{RED}$ 
         $x := x.p$ 
      if  $x.c = \text{RED}$  then
        break
      else
        if  $w.c_r.c = \text{BLACK}$  then ▷ Case L3.
           $w.c_l.c := \text{BLACK}, w.c := \text{RED}$ 
          RotateRight( $w$ )
           $w := x.p.c_r$ 
        ▷ Case L4.
         $w.c := x.p.c$ 
         $x.p.c := \text{BLACK}, w.c_r.c := \text{BLACK}$ 
        RotateLeft( $x.p$ )
         $x := r_T$  ▷ Break the loop.
    else if  $x = x.p.c_r$  then ▷ Cases R1 - R4.
       $w := x.p.c_l$ 
      if  $w.c = \text{RED}$  then ▷ Case R1.
         $w.c := \text{BLACK}, x.p.c := \text{RED}$ 
        RotateRight( $x.p$ )
         $w := x.p.c_l$ 
      if  $w.c = \text{BLACK}$  and  $w.c_r.c = \text{BLACK}$  and  $w.c_l.c = \text{BLACK}$  then ▷ Case R2.
         $w.c := \text{RED}, x := x.p$ 
      if  $x.c = \text{RED}$  then
        break
      else
        if  $w.c_l.c = \text{BLACK}$  then ▷ Case R3.
           $w.c_r.c := \text{BLACK}, w.c := \text{RED}$ 
          RotateLeft( $w$ )
           $w := x.p.c_l$ 

```

---

---

**Algorithm 74** Deleting a node.

---

▷ Case R4.

$w.c := x.p.c$

$x.p.c := \text{BLACK}$

$w.cl.c := \text{BLACK}$

RotateRight( $x.p$ )

$x := r_T$  ▷ Break the loop.

$x.c := \text{BLACK}$

---

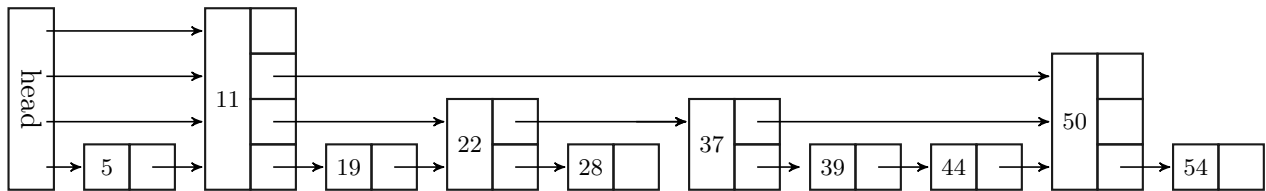


Figure 25: Skip list as the sorted linked list with additional pointers.

## 14 Skip list

**Definition 14.1.** *Skip list* is the linked list with the additional requirements:

1. Nodes are always in the sorted order.
2. Each node has a link to the next node.
3. Every  $2^k$ -th node has a pointer to the node  $2^k$  places ahead, where  $k > 1$ .

That said, every second node has a pointer to the node two positions ahead, every fourth node has a pointer to the node four positions ahead, and so on. A node with  $k$  pointers is called the *level  $k$  node*. Skip list of  $n$  nodes has  $\frac{n}{2}$  nodes of level 1,  $\frac{n}{4}$  nodes of level 2, etc. Levels are bounded by the *maximum level  $M$* . Thus, each node  $x$  keeps the number of its levels in the variable  $x.l$  and its  $x.l$  pointers in the array  $x.f[]$ . The list  $L$  has at least head node  $l.h$  (which at the start of list creation has null pointers on all levels).

### 14.1 Finding a key

Searching for a key goes from the highest level to the lowest by traversing nodes starting from the head. When a node with a greater key is found, traversing continues on the level below the current.

---

**Algorithm 75** Searching for a key.

---

**Input**

$K$  Key to search in a list  $L$ .

**Output**

Value for the given  $K$  or null if not found.

**Complexity**

$O(\log n)$

**procedure** SEARCH( $K$ )

$x := L.h$

**for**  $i := x.l$  **downto** 1 **do**

**while**  $x.f[i].k < K$  **do**

$x := x.f[i]$

$x := x.f[1]$

**if**  $x.k = K$  **then**

**return**  $x.v$

**else**

**return** null

---

### 14.2 Inserting a key

The right position to insert a key goes in the same way as for the key searching. Once the place is found, pointers of previous nodes on all levels are updated to point to the new node. However, the level of the newly inserted node has to be determined.

In the definition of the skip list, the assumption is that half of the nodes that have level  $k$  pointers also have  $k + 1$  pointers. Fraction  $p$  of the nodes with level  $k$  pointers that also have  $k + 1$  pointers is the probability distribution ( $p = \frac{1}{2}$  in the definition).

---

**Algorithm 76** Computing the level.

---

**Input**

$M$  Maximum skip list level.

$p$  Levels distribution.

**Output**

$l$  Level determined for a node.

**Complexity**

$O(\log_{\frac{1}{p}} n)$ .

**procedure** COMPUTELEVEL( $M, p$ )

$l := 1$

**while** RANDOM()  $< p$  **and**  $l < M$  **do**

$l := l + 1$

**return**  $l$

---



---

**Algorithm 77** Finding previous nodes of the node with given key.

---

**Input**

$K$  Key to search previous nodes for.

**Output**

$u$  Nodes before the node with  $K$ .

$x$  Node containing  $K$ .

**Complexity**

$O(\log n)$ .

**procedure** PREVIOUSNODES( $K$ )

**new**  $u[1 .. M]$

$x := L.h$

**for**  $i := x.l$  **downto** 1 **do**

**while**  $x.f[i].k < K$  **do**

$x := x.f[i]$

$u[i] := x$

$x := x.f[1]$

**return** ( $u, x$ )

---

### 14.3 Deleting a key

Deleting a key is opposite to key inserting: the right node  $x$  is found, all pointers of the previous nodes on all levels are updated, then  $x$  is removed.

### 14.4 Complexity

Per the analysis in [7] the search time is determined by the length of the search path. It does not depend on the sequence of operations that produced the skip list.

Since the searching goes by moving from the bottom level toward to the lowest one, this procedure determines the complexity. By the analysis, the expected complexity of moving vertically through the levels and then through of the remaining elements to traverse horizontally is expected to be

$$\frac{1}{p} \log_{\frac{1}{p}}(n) + \frac{1}{1-p} = O(\log(n))$$

---

**Algorithm 78** Inserting a key.

---

**Input**

$K$  Key to insert into list  $L$ .  
 $V$  Value corresponding to  $K$ .

**Output**

$x$  New node in  $L$  with  $K, V$  or null if  $K$  already exists.

**Complexity**

$O(\log n)$

**procedure** INSERT( $K, V$ )

$(u, x) := \text{PREVIOUSNODES}(K)$

**if**  $x.k = K$  **then**

**return null**

$r := \text{COMPUTELEVEL}(M)$

**if**  $r > L.l$  **then**

    ▷ In case a new level is created,  $u[i]$  above the old level are in the header.

**for**  $i := L.l + 1$  **to**  $r$  **do**

$u[i] := L.h$

$L.l := r$

**new**  $x$

$x.l := r, x.k := K, x.v := V$

▷ Make  $u$  point to  $x$  and vice versa.

**for**  $i := 1$  **to**  $r$  **do**

$x.f[i] := u[i].f[i]$

$u[i].f[i] := x$

**return**  $x$

---



---

**Algorithm 79** Deleting a key.

---

**Input**

$K$  Key to delete in a list  $L$ .

**Output**

$L$  List without the node containing the key  $K$ .

**Complexity**

$O(\log n)$

**procedure** DELETE( $K$ )

$(u, x) := \text{PREVIOUSNODES}(K)$

**if**  $x.k = K$  **then**

**for**  $i := 1$  **to**  $L.l$  **do**

**if**  $u[i].f[i] \neq x$  **then**

$u[i].f[i] := x.f[i]$

**delete**  $x$

**while**  $L.l > 1$  **and**  $L.h.f[L.l] = \text{null}$  **do**

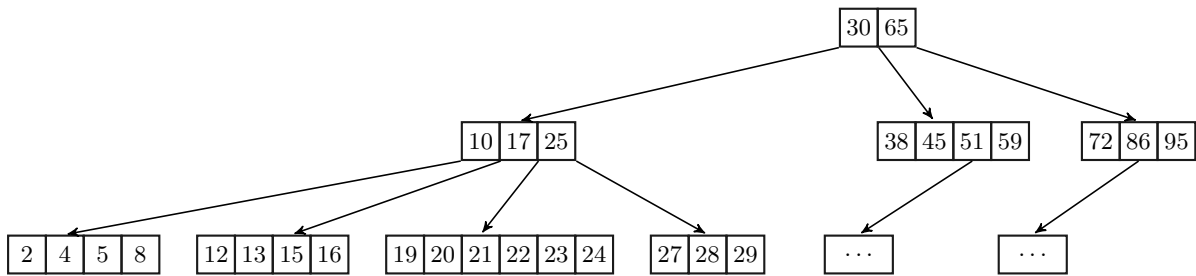
$L.l := L.l - 1$

---



Thus, the expected length of the search path is  $O(\log n)$ .

The insert and delete operations use PREVIOUSNODES which have the desired logic of traversing elements vertically and horizontally. The second loop in both inserting and deleting follow the same pattern, so the complexities of these operations are  $O(\log n)$  too.

Figure 26: Example of B tree of degree  $t = 4$ 

## 15 B tree

Motivation for B tree is to have data structure that seldom reads or writes keys from the external memory. When B tree does the read or write, keys are taken in batches, so the communication with the external memory is minimized. Operations of interest are finding, inserting and deleting key.

**Definition 15.1.** *B tree*  $T$  with a root  $r$  is a tree with the following properties:

1. Every node  $x$  has the following fields:
  - (a)  $n$  – number of keys currently stored in node  $x$ .
  - (b)  $k_i$  – keys stored in nondecreasing order, so that  $k_1 \leq k_2 \leq \dots \leq k_n$ .
  - (c)  $l$  – boolean which is true if  $x$  is a leaf and false if  $x$  is an internal node.
2. Each internal node  $x$  contains  $n + 1$  children  $c_1, c_2, \dots, c_{n+1}$ . Leaf nodes have no children, so those fields are null.
3. The keys  $k_i$  separate the ranges of keys stored in each subtree; if  $m_i$  is any key stored in the subtree with root  $c_i, 1 \leq i \leq n$ , then

$$m_1 \leq k_1 \leq m_2 \leq k_2 \leq \dots \leq k_n \leq m_{n+1}$$

4. All leaves have the same depth, which is the tree's height  $T.h$ .
5. Each internal node except the root contains at least  $t - 1$  and at most  $2t - 1$  keys. If tree is nonempty, then root has at least one key. Integer  $t \geq 0$  is called node degree.
6. Every node  $x$  is read from an external memory by calling  $\text{READ}(x)$  and written by calling  $\text{WRITE}(x)$ .

### 15.1 Searching

To find a key  $K$  in a subtree at node  $x$ , the given node is checked for existence of such key. If not found, the correct subtree  $c_i$  is determined to check recursively. Adjacent keys  $k_i$  and  $k_{i+1}$  such that  $k_i \leq K \leq k_{i+1}$  are found, then searching is continued on  $c_i$ .

Finding index  $i$  at node  $x$  such that  $K = k_i$  for the given key  $K$  is trivial.

Finding index  $i$  such that given key  $K$  fits into  $c_i$ 's keys range is also trivial.

Finding predecessor key of the given  $k_i$  in node  $x$  is finding the right most key in the subtree  $c_i$ . Similarly, finding successor key of the given  $k_i$  in node  $x$  is finding the left most key in the subtree  $c_{i+1}$ .

### 15.2 Auxiliary node operations

Splitting child node  $c_i$  of  $x$  is an operation performed on a full node  $c_i$  ( $n = 2t - 1$  where  $n$  is number of keys in  $c_i$ ) and  $x$  is not full. Splitting moves central key (the one at  $t$ -th place) to the correct place at the parent. The picture shows splitting node of seven keys to two nodes of three, while key **26** is moved up.

Merging is an operation reversed to the split operation. For a node  $x$  with at least  $t$  keys and children  $c_i$  and  $c_{i+1}$  with  $t - 1$  keys – the key  $k_i$  of  $x$ , all keys  $k_j$  of  $c_i$  and all keys  $k_l$  of  $c_{i+1}$  (where

---

**Algorithm 80** Finding a key

---

**Input**

$K$  Key to find in a subtree  $x$ .  
 $x$  Subtree to search.

**Output**

Node which contains  $K$  or null.

**Complexity**

$O(\log |T|)$

**procedure** FINDKEY( $K, x$ )

$z := x$

**while**  $z \neq \text{null}$  **do**

$i := 1$

**while**  $i \leq z.n$  **and**  $K > z.k_i$  **do**

$i := i + 1$

**if**  $i \leq z.n$  **and**  $K = z.k_i$  **then**

**break**  $\triangleright z$  is found.

**if**  $z.l = \text{true}$  **then**

$z = \text{null}$   $\triangleright z$  is not found.

**else**

$z := \text{Read}(z.c_i)$   $\triangleright$  Get child from an external memory.

**return**  $z$

---



---

**Algorithm 81** Finding an index

---

**Input**

$K$  Key to find in node  $x$ .  
 $x$  Node  $x$  of degree  $t$  to search in.

**Output**

Index  $i$  of  $x$  or null.

**Complexity**

$O(t)$

**procedure** FINDINDEX( $K, x$ )

**for**  $i := 1$  **to**  $x.n$  **do**

**if**  $K = x.k_i$  **then**

**return**  $i$

**return** **null**

---



---

**Algorithm 82** Finding an index of a child

---

**Input**

$K$  Key  $K$  to find a corresponding child.  
 $x$  Node  $x$  of degree  $t$  to search in.

**Output**

Index  $i$  such that  $K$  belongs to  $x.c_i$  or null.

**Complexity**

$O(t)$

**procedure** FINDINDEXCHILD( $K, x$ )

**for**  $i := 1$  **to**  $x.n$  **do**

**if**  $x.k_i \leq K \leq x.k_{i+1}$  **then**

**return**  $i$

**return** **null**

---

---

**Algorithm 83** Predecessor of a node

---

**Input**

$x$  Node where to look for the predecessor.  
 $i$  Index of the node  $x$ .

**Output**

Predecessor key determined as node  $y$  and index  $j$ , null if not found.

**Complexity**

$O(\log |T|)$

**procedure** PREDECESSOR( $x, i$ )

**if**  $x.l$  **then**

$y := x$

**if**  $i = 1$  **then**

$(y, j) := \text{null}$

**else**

$j := i - 1$

**else**

$x = \text{Read}(x.c_i)$

**while not**  $x.l$  **do**

$x = \text{Read}(x.c_n)$

$y := x, j := x.n$

**return**  $(y, j)$

---



---

**Algorithm 84** Successor of a node

---

**Input**

$x$  Node where to look for the successor.  
 $i$  Index of the node  $x$ .

**Output**

Successor key determined as node  $y$  and index  $j$ , null if not found.

**Complexity**

$O(\log |T|)$

**procedure** SUCCESSOR( $x, i$ )

**if**  $x.l$  **then**

$y := x$

**if**  $i = x.n$  **then**

$(y, j) := \text{null}$

**else**

$j := i + 1$

**else**

$x = \text{Read}(x.c_{i+1})$

**while not**  $x.l$  **do**

$x = \text{Read}(x.c_1)$

$y := x, j := 1$

**return**  $(y, j)$

---

---

**Algorithm 85** Splitting a node

---

**Input**

$x$  Node of the degree at least  $t$ .  
 $i$  Index of the full child to split.

**Output**

Node  $x$  split at  $i$ -th child.

**Complexity**

$O(t)$

**procedure** SPLIT( $x, i$ )

$y := x.c_i$  ▷ Full node.

**new**  $z$

$z.l := y.l$

$z.n := t - 1$

▷ Copy second half of keys from  $y$  to  $z$ .

**for**  $j := 1$  **to**  $t - 1$  **do**

$z.k_j := y.k_{t+j}$

▷ Copy second half of children from  $y$  to  $z$ .

**if not**  $y.l$  **then**

**for**  $j := 1$  **to**  $t$  **do**

$z.c_j := y.c_{t+j}$

$y.n := t - 1$

▷ Move  $x$ 's children one place to the right to make room for  $z$ .

**for**  $j := x.n + 1$  **downto**  $i + 1$  **do**

$x.c_{j+1} := x.c_j$

$x.c_{i+1} := z$

▷ Add new key  $y.k_t$  for  $z$  into  $x$ .

**for**  $j := x.n$  **downto**  $i$  **do**

$x.k_{j+1} := x.k_j$

$x.k_i := y.k_t$

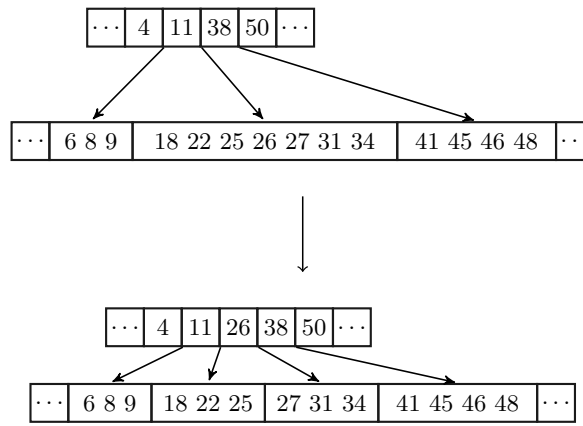
$x.n := x.n + 1$

Write( $x$ )

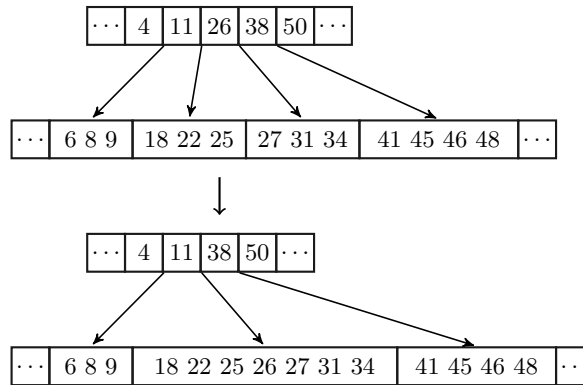
Write( $y$ )

Write( $z$ )

---

Figure 27: splitting 7-elements node ( $t = 4$ )

$1 \leq j, l \leq t - 1$ ) are collapsed into single  $c_i$  node with  $2t - 1$  keys. The picture is analogous to the one of splitting node.

Figure 28: merging two 3-elements nodes ( $t = 4$ )

Key can be moved from node  $a$  (assuming that number of keys is not less than  $t$ ) to immediate sibling  $b$  (assuming that number of keys is less than  $2t - 1$ ). Let  $x$  be their common parent, so  $a = c_i$  and  $b = c_{i+1}$  for some  $i$ ; let  $p_j$  be the last key in  $a$  which is going to be moved. Since

$$K \leq p_j \leq k_i \leq L \leq k_{i+1} \text{ for all } K \in c_i, L \in c_{i+1}$$

$p_j$  becomes the new  $k_i$  and old  $k_i$  becomes the first key  $q_1$  in  $b$ . Old keys in  $b$  are moved one place to the right, as well  $b$ 's children if  $b$  is not leaf. Also if  $a$  is not leaf, then it's child  $d_j$  can stay on it's own place but  $d_{j+1}$  has to be moved. Because new  $k_i$  has value of  $p_j$  and new  $q_1$  has value of old  $k_i$ , without violating B tree properties it can be set  $e_1 = d_{j+1}$  ( $e_1$  is the first child in  $b$ ). Since  $k_i$  is the only key affected by moving and  $a = c_i$ ,  $b = c_{i+1}$ , no child of  $x$  is moved to the right. The picture shows moving of key **36**.

Symetrically, first key from node  $a = c_i$ ,  $2 \leq i \leq n + 1$ , with the number of keys not less that  $t$ , can be moved to immediate sibling  $b = c_{i-1}$ , with the number of keys less that  $2t - 1$ .

### 15.3 Inserting

Inserting key into B tree is about finding appropriate non-full leaf node to insert the key. To insert key  $K$  into non-full node  $x$ , check if  $x$  is leaf – if does, find the right place to insert; if not, then insert into a child where  $K$  belongs.

To insert key  $K$  into tree  $T$ , the algorithm starts at the root. If root is not full, use the above insert function directly. If not, create new root and split the original root.

---

**Algorithm 86** Merging a node

---

**Input**

- $x$  Node to merge.
- $i$  Index of  $x$  to merge  $x.c_i$  and  $x.c_{i+1}$ .

**Output**

Merged children  $x.c_i$  and  $x.c_{i+1}$ .

**Complexity**

$O(t)$

**procedure** MERGE( $x, i$ )

$y := x.c_i, z := x.c_{i+1}$

▷ Move  $i$ -th key of  $x$  into  $y$ .

$y.k_t := x.k_i$

▷ Move the rest of  $x$ 's keys to the left.

**for**  $j := i$  **to**  $x.n$  **do**

$x.k_j := x.k_{j+1}$

**delete**  $x.k_{n+1}$

$x.n := x.n - 1$

▷ Copy  $z$ 's keys into  $y$ .

**for**  $j := 1$  **to**  $t - 1$  **do**

$y.k_{t+1} := z.k_j$

▷ Copy  $z$ 's children into  $y$ .

**if not**  $z.l$  **then**

**for**  $j := 1$  **to**  $t$  **do**

$y.c_{t+j} := z.c_j$

$y.n = 2 \cdot t - 1$

**delete**  $z$

▷ Remove link for  $z$  from  $x$ .

**delete**  $x.c_{i+1}$

**for**  $j := i + 1$  **to**  $x.n$  **do**

$x.c_j := x.c_{j+1}$

**delete**  $x.c_n$

Write( $x$ )

Write( $y$ )

Write( $z$ )

---

---

**Algorithm 87** Moving key to a next child

---

**Input**

- $x$  Node of the degree  $t$  where the key is moved between the adjacent children.  
 $i$  Children  $c_i$  and  $c_{i+1}$  with degrees at least  $t$  and at most  $2t - 2$ , respectively.

**Output**

Merged children  $x.c_i$  and  $x.c_{i+1}$ .

**Complexity**

$O(t)$

**procedure** MOVEKEYNEXT( $x, i$ )

```

 $a := x.c_i, b := x.c_{i+1}$ 
▷ Move keys right to make room for the moving one.
for  $j := 1$  to  $b.n$  do
   $b.k_{j+1} := b.k_j$ 
  if not  $b.l$  then
     $b.c_{j+1} := b.c_j$ 
 $b.n := b.n + 1$ 
 $b.k_1 := x.k_i$ 
 $x.k_i := a.k_{n+1}$ 
 $b.c_1 := a.c_{n+1}$ 
delete  $a.k_{n+1}$ 
delete  $a.c_{n+1}$ 
 $a.n := a.n - 1$ 
Write( $x$ )
Write( $a$ )
Write( $b$ )

```

---



---

**Algorithm 88** Moving a key

---

**Input**

- $x$  Node of the degree  $t$ .  
 $i$  Children  $c_i$  and  $c_{i-1}$  with degrees at most  $2t - 2$  and at least  $t$ , respectively.

**Output**

Key from  $c_{i+1}$  moved to parent and parent key moved to  $c_i$ .

**Complexity**

$O(t)$

**procedure** MOVEKEYPREV( $x, i$ )

```

 $a := x.c_i, b := x.c_{i-1}$ 
 $b.n := b.n + 1$ 
 $b.k_n := x.k_i$ 
 $x.k_i := a.k_1$ 
 $b.c_{n+1} := a.c_1$ 
▷ Move keys left to fill empty slot.
for  $j := 2$  to  $a.n$  do
   $a.k_{j-1} := a.k_j$ 
  if not  $a.l$  then
     $a.c_{j-1} := a.c_j$ 
delete  $a.k_{n+1}$ 
delete  $a.c_{n+1}$ 
 $a.n := a.n - 1$ 
Write( $x$ )
Write( $a$ )
Write( $b$ )

```

---



---

**Algorithm 89** Key inserting

---

**Input**

$x$  Node where to insert the key.  
 $K$  Key to insert into the given node  $x$ .

**Output**

Key  $K$  inserted.

**Complexity**

$O(\log n)$

**procedure** INSERT( $x, K$ )

$i := x.n$

**if**  $x.l$  **then**

▷ Inserting into a leaf is putting the key to the proper position.

**while**  $i \geq 1$  **and**  $K < x.k_i$  **do**

$x.k_{i+1} := x.k_i$

$i := i - 1$

$x.k_{i+1} := K$

$x.n := x.n + 1$

Write( $x$ )

**else****while**  $i \geq 1$  **and**  $K < x.k_i$  **do**

$i := i - 1$

$i := i + 1$

Read( $x.c_i$ )

**if**  $x.c_i.n = 2 \cdot t - 1$  **then**

Split( $x, i$ )

▷ Key from  $c_i$  moved up to  $x$ , so check if  $K$  should be moved too.

**if**  $K > x.k_i$  **then**

$i := i + 1$

Insert( $x.c_i, K$ )

---



---

**Algorithm 90** Key inserting

---

**Input**

$K$  Key to insert into the tree  $T$ .

**Output**

Key  $K$  inserted.

**Complexity**

$O(\log n)$

**procedure** INSERT( $K$ )**if**  $r.n = 2 \cdot t - 1$  **then**

**new**  $s$

$r = s$

$s.l = \mathbf{false}$

$s.n := 0$

$s.c_1 := r$

Split( $s, 1$ )

Insert( $s, K$ )

**else**

Insert( $r, K$ )

---

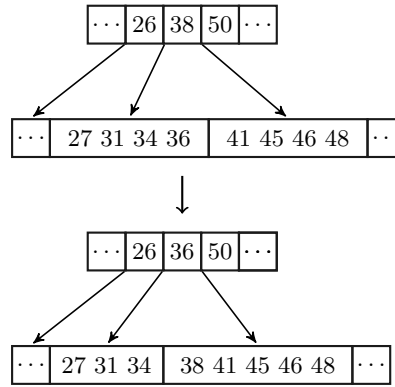


Figure 29: moving key 36

## 15.4 Deleting

Deleting distinguishes cases on leaves and internal nodes. The following situations are possible for key  $K$  and subtree  $x$ :

**D1** If the key  $K$  is in leaf  $x$ , then delete the key  $K$  from  $x$ .

**D2** If the key  $K$  is in internal node  $x$ , then:

**D2.1** If  $x$ 's child  $y$  that precedes  $K$  has at least  $t$  keys, then delete the predecessor  $K'$  (which is placed in leaf of subtree  $y$ ) of  $K$  and replace  $K$  by  $K'$  in  $x$ .

**D2.2** Symmetrically, if  $x$ 's child  $z$  that follows  $K$  has at least  $t$  keys, then delete the successor  $K'$  (which is stored in leaf of subtree  $z$ ) of  $K$  and replace  $K$  by  $K'$  in  $x$ .

**D2.3** Otherwise, if both  $y$  and  $z$  have only  $t - 1$  keys, merge  $K$  and all of  $z$  into  $y$ , so that  $x$  loses both  $K$  and the pointer to  $z$ , and  $y$  now contains  $2t - 1$  keys. Then, delete  $z$  and recursively delete  $K$  from  $y$ .

**D3** If the key  $K$  is not present in internal node  $x$ , find child  $c_i$  that contains  $K$ . If  $c_i$  has only  $t - 1$  keys, execute step D3.1 or D3.2 as necessary to guarantee that we descend to a node containing at least  $t$  keys. Then, recursively delete  $K$  on  $c_i$ .

**D3.1** If  $c_i$  has only  $t - 1$  keys but has an immediate sibling with at least  $t$  keys, move key from sibling to  $c_i$ .

**D3.2** If  $c_i$  and both of  $c_i$ 's immediate siblings have  $t - 1$  keys, merge  $c_i$  with one sibling.

## 15.5 Complexity

B tree with one, two or three elements has only one (root) node. B tree with four elements can have at most two nodes, having at least two elements in the child element. If node  $x$  has zero keys then it has one child.

**Lemma 5.** If  $n \geq 1$  and  $t \geq 2$ , then for every tree with  $n$  nodes and degree  $t$ , height of the tree is not greater than  $\log_t \frac{n+1}{2}$ .

**Theorem 9.** Complexity of find, insert and delete operations is  $O(\log n)$ .

*Proof.* Follows from lemma 5.

QED

$B^*$  tree is a B tree where each node has at least  $\frac{2}{3}$  full, i.e. contains at least  $\frac{4}{3}t - 1$  keys. Inserting splits two full sibling nodes into three, so each of them is  $\frac{2}{3}$  full. Since this scheme ensures that storage utilization is relatively high, height of  $B^*$  tree is relatively smaller, consequently the find operation takes less time than in B tree.

Red black tree where each black node absorbs its red children is B tree. Such black node becomes node with three keys and four children at most.

---

**Algorithm 91** Key deleting

---

**Input** $x$  Node where to delete the key. $K$  Key to delete.**Output**Key  $K$  deleted.**Complexity** $O(\log n)$ **procedure** DELETE( $x, K$ ) $i := \text{Index}(K, x)$ **if**  $i \neq \text{null}$  **then**  $\triangleright$  cases D1 - D2**if**  $x.l$  **then**  $\triangleright$  case D1**for**  $j := i$  **to**  $x.n + 1$  **do** $x.k_j = x.k_{j+1}$ **delete**  $x.k_{n+1}$  $x.n := x.n - 1$ Write( $x$ )**else**  $\triangleright$  case D2 $y := x.c_i, z := x.c_{i+1}$ **if**  $y.n \geq t$  **then**  $\triangleright$  (case D2.1) $(a, j) := \text{Predecessor}(x, i)$  $K' := a.k_j$ Delete( $y, K$ )  $\triangleright$  case D1 $x.k_i := K$ Write( $x$ )**else if**  $z.n \geq t$  **then**  $\triangleright$  case D2.2 $(a, j) := \text{Successor}(x, i)$  $K := a.k_j$ Delete( $z, K$ )  $\triangleright$  case D1 $x.k_i := K$ Write( $x$ )**else**  $\triangleright$  case D2.3Merge( $x, i$ )  $\triangleright$  moves  $K$  from  $x$  to  $y$ Delete( $y, K$ )  $\triangleright$  case D3

---

---

**Algorithm 92** Key deleting
 

---

```

else▷ case D3
   $i := \text{IndexChild}(K, x)$ 
  if  $x.c_i.n = t - 1$  then
    if  $1 < i < x.n + 1$  then
      if  $x.c_{i-1}.n \geq t$  then ▷ case D3.1
         $\text{MoveKeyNext}(x, i - 1)$ 
      else if  $x.c_{i+1}.n \geq t$  then ▷ case D3.1
         $\text{MoveKeyPrev}(x, i + 1)$ 
      else▷ case D3.2
         $\text{Merge}(x, i)$ 
    else if  $i = 1$  then
      if  $x.c_{i+1}.n = t - 1$  then ▷ (case 3.2)
         $\text{Merge}(x, i)$ 
      else▷ (case 3.1)
         $\text{MoveKeyPrev}(x, i + 1)$ 
    else if  $i = x.n + 1$  then
      if  $x.c_{i-1}.n = t - 1$  then ▷ case D3.2
         $\text{Merge}(x, i - 1)$ 
      else▷ case D3.1
         $\text{MoveKeyNext}(x, i - 1)$ 
     $\text{Delete}(x.c_i, K)$ 
  else
     $\text{Delete}(x.c_i, K)$ 
return  $x$ 

```

---

## 16 B<sup>+</sup> tree

Motivation for B<sup>+</sup> tree is to have data structure with the properties as for B tree, while keys can be accessed in batches. Thus, for each key the adjacent keys can be found in constant time.

### 16.1 Definition

**Definition 16.1.** *B<sup>+</sup> tree* is B tree with the additional requirements:

1. All keys are stored in the leaves.
2. Leaves form a linked list starting from the leftmost leaf. It is called *sequence set*.
3. Internal nodes do not necessarily keep all of the keys. Those that are present, separate keys of the children in the same way as in B tree. They form so called *index*.

So, while B tree stores keys in all nodes (internal and leaves), B<sup>+</sup> tree keeps all keys in leaves and some of them in internal nodes. In addition, all leaves are linked into one single linked list.

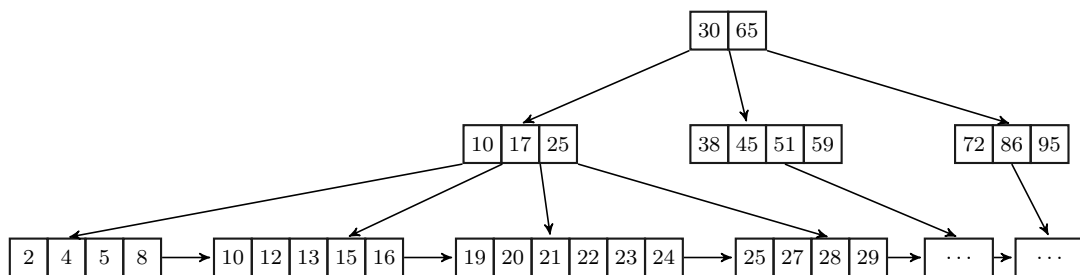


Figure 30: Example of B<sup>+</sup> tree of degree  $t = 4$

The figure 30 shows an example of B<sup>+</sup> tree where 17 is not the key since it is present in an internal node only, while 10 and 25 are keys which also occur in internal nodes.

In the pseudo code, all notations remain same as for B tree. Additionally, each leaf  $x$  has a pointer  $x.a$  to an adjacent leaf.

### 16.2 Searching

Starting from the root of a B<sup>+</sup> tree, the algorithm finds appropriate child as in the case of B tree. If key  $K$  is found in an internal node, then the search is not stopped, but the appropriate right pointer is chosen, so the algorithm proceeds down to a leaf.

From the algorithm follows that it doesn't matter which keys are stored in internal nodes, as long they separate keys in leaves in a proper way.

### 16.3 Auxiliary node operations

Splitting node is performed in a similar manner as in B tree. The difference is that central key is copied to a parent node and placed in the right sibling. Additionally, the sequence set is updated if necessary.

The split method is slightly modified to support copying of the central key to both parent and sibling node.

Merging is similar to the one on B tree except that central key is not copied from parent to the merged children. Additionally, the sequence set is updated if necessary.

Moving key  $K \in c_i$  is performed in a manner similar to the B tree's move.  $K$  replaces the corresponding parent key which splits  $c_i$  and  $c_{i+1}$  and  $K$  is copied to  $c_{i+1}$  to be it's first key.

### 16.4 Insert

Inserting node is exactly the same as for B tree, except the modified split for B<sup>+</sup> tree is used.

**Algorithm 93** Key finding**Input**

$K$  Key to find.  
 $x$  Subtree where to look for  $K$ .

**Output**

Node which contains  $K$  or null.

**Complexity**

$O(\log n)$

**procedure** FIND( $K, x$ )

```

 $z := x$ 
while  $z \neq \text{null}$  do
   $i := 1$ 
  while  $i \leq z.n$  and  $K > z.k_i$  do
     $i := i + 1$ 
  if  $i \leq z.n$  and  $K = z.k_i$  and  $z.l = \text{true}$  then
    break  $\triangleright z$  found
  if  $z.l = \text{true}$  then
     $z := \text{null}$   $\triangleright z$  not found
  else
     $z := \text{Read}(z.c_i)$ 
return  $z$ 

```

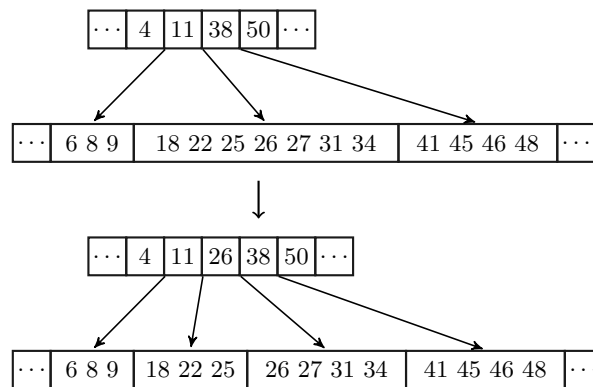


Figure 31: splitting 7-elements node ( $t = 4$ ), key 26 is copied to the parent

## 16.5 Delete

Deleting key  $K$  is easier than in case of B tree, because all keys are in leaves. If  $K$  is in the index only, it is not deleted, because it keeps to separate keys in the index in a proper way. Thus, the following cases are distinguished:

**D1** If the key  $K$  is in leaf  $x$ , then delete the key  $K$  from  $x$ .

**D2** Find child  $c_i$  that contains  $K$ . If  $c_i$  has only  $t - 1$  keys, execute step D2.1 or D2.2 as necessary to guarantee that we descend to a node containing at least  $t$  keys. Then, recursively delete  $K$  on  $c_i$ .

**D2.1** If  $c_i$  has only  $t - 1$  keys but has an immediate sibling with at least  $t$  keys, move key from sibling to  $c_i$ .

**D2.2** If  $c_i$  and both of  $c_i$ 's immediate siblings have  $t - 1$  keys, merge  $c_i$  with one sibling.

---

**Algorithm 94** Key split

---

**Input**

$x$  Node of degree  $t$  to split.  
 $i$  Full child at this position

**Output**

None.

**Complexity**

$O(t)$

**procedure** SPLIT( $x, i$ )

$y := x.c_i$  ▷ Full node.

**new**  $z$

$z.l := y.l$

$z.n := T.d - 1$

▷ Copy second half of keys from  $y$  to  $z$ , including central key.

**for**  $j := 1$  **to**  $T.d$  **do**

$z.k_j := y.k_{T.d-1+j}$

▷ Copy second half of children from  $y$  to  $z$ , including central key.

**if not**  $y.l$  **then**

**for**  $j := 1$  **to**  $T.d + 1$  **do**

$z.c_j := y.c_{T.d-1+j}$

$y.n := T.d - 1$

▷ Move  $x$ 's children one place to the right to make room for  $z$ .

**for**  $j := x.n + 1$  **downto**  $i + 1$  **do**

$x_{c_j+1} := x.c_j$

$x_{c_{i+1}} := z$

▷ Add new key  $y.k_t$  for  $z$  into  $x$ .

**for**  $j := x.n$  **downto**  $i$  **do**

$x_{k_j+1} := x.k_j$

$x_i := y_t$

$x.n := x.n + 1$

▷ Update sequence set if necessary.

**if**  $y.l = \text{true}$  **then**

$z.a := y.a$

$y.a := z.a$

Write( $x$ )

Write( $y$ )

Write( $z$ )

---

---

**Algorithm 95** Key merge

---

**Input**

- $x$  Node to merge of degree  $t$ .
- $i$  Index of  $x$ 's children  $c_i$  and  $c_{i+1}$  to merge.

**Output**

- $x$ 's children on position  $i$  merged.

**Complexity**

$O(t)$

**procedure** MERGE( $x, i$ )

```

 $y := x.c_i, z := x.c_{i+1}$ 
 $\triangleright$  Move  $i$ -th key of  $x$  into  $y$ .
 $y.k_t := x.k_i$ 
 $\triangleright$  Move the rest of  $x$ 's keys to the left.
for  $j := i$  to  $x.n$  do
   $x.k_j := x.k_{j+1}$ 
delete  $x.k_{n+1}$ 
 $x.n := x.n - 1$ 
 $\triangleright$  Copy  $z$ 's keys into  $y$ .
for  $j := 1$  to  $T.d - 1$  do
   $y.k_{t+j} := z.k_j$ 
 $\triangleright$  Copy  $z$ 's children into  $y$ .
if  $z.l$  then
  for  $j := 1$  to  $t$  do
     $y.c_{t+j} := z.c_j$ 
 $y.n = 2 \cdot T.d - 1$ 
 $\triangleright$  Update sequence set if necessary.
if  $y.l$  then
   $y.a := z.a$ 
delete  $z$ 
 $\triangleright$  Remove link for  $z$  from  $x$ .
delete  $x.c_{i+1}$ 
for  $j := i$  to  $x.n$  do
   $x.c_j := x.c_{j+1}$ 
delete  $x.c_{n+1}$ 
Write( $x$ )
Write( $y$ )
Write( $z$ )

```

---



---

**Algorithm 96** Moving key to the next

---

**Input**

- $x$  Node of degree  $t$  with a key at  $i$ -th place.
- $i$  Index of  $x$ 's children  $c_i$  and  $c_{i+1}$  with degrees at least  $t$  and at most  $2t - 2$ , respectively.

**Output**

Key from  $c_i$  moved to parent and parent key moved to  $c_{i+1}$ .

**Complexity**

$O(t)$

**procedure** MOVEKEYNEXT( $x, i$ )

$a := x.c_i, b := x.c_{i+1}$

▷ Move keys right to make room for the moving one.

**for**  $j := 1$  **to**  $b.n$  **do**

$b.k_{j+1} := b.k_j$

**if not**  $b.l$  **then**

$b.c_{j+1} := b.c_j$

$b.n := b.n + 1$

$b.k_1 := x.k_i := a.k_{n+1}$

$b.c_1 := a.c_{n+1}$

**delete**  $a.k_{n+1}$

**delete**  $a.c_{n+1}$

$a.n := a.n - 1$

Write( $x$ )

Write( $a$ )

Write( $b$ )

---



---

**Algorithm 97** Moving key to the previous

---

**Input**

- $x$  Node of degree  $t$  with a key at  $i$ -th place.
- $i$  Index of  $x$ 's children  $c_i$  and  $c_{i-1}$  with degrees at most  $2t - 2$  and at least  $t$ , respectively.

**Output**

Key from  $c_{i-1}$  moved to parent and parent key moved to  $c_i$ .

**Complexity**

$O(t)$

**procedure** MOVEKEYPREV( $x, i$ )

$a := x.c_i, b := x.c_{i-1}$

$b.n := b.n + 1$

$b.k_n := x.k_i := a.k_1$

$b.c_{n+1} := a.c_1$

▷ Move keys left to fill empty slot.

**for**  $j := 2$  **to**  $a.n$  **do**

$a.k_{j-1} := a.k_j$

**if not**  $a.l$  **then**

$a.c_{j-1} := a.c_j$

**delete**  $a.k_{n+1}$

**delete**  $a.c_{n+1}$

$a.n := a.n - 1$

Write( $x$ )

Write( $a$ )

Write( $b$ )

---

---

**Algorithm 98** Deleting key

---

**Input**

$x$  Subtree where to delete the key.  
 $K$  Key to delete.

**Output**

Node from which the key is deleted.

**Complexity**

$O(\log n)$

**procedure** DELETEKEY( $x, K$ )

$i := \text{FindIndex}(K, x)$

**if**  $i \neq \text{null}$  **then**

**if**  $x.l$  **then**  $\triangleright$  Case D1.

**for**  $j := i$  **to**  $x.n + 1$  **do**

$x.k_j := x.k_{j+1}$

**delete**  $x.k_{n+1}$

$x.n := x.n - 1$

        Write( $x$ )

**else**  $\triangleright$  Case D2.

$i := \text{FindIndexChild}(K, x)$

**if**  $x.c_i.n = T.d - 1$  **then**

**if**  $1 < i < x.n + 1$  **then**

**if**  $x.c_{i-1}.n \geq T.d$  **then**  $\triangleright$  Case D2.1.

                    MoveKeyNext( $x, i - 1$ )

**else if**  $x.c_{i+1}.n \geq T.d$  **then**  $\triangleright$  Case D2.1.

                    MoveKeyPrev( $x, i + 1$ )

**else**  $\triangleright$  Case D2.2.

                    Merge( $x, i$ )

**else if**  $i = 1$  **then**

**if**  $x.c_{i+1}.n = T.d - 1$  **then**  $\triangleright$  Case D2.2.

                    Merge( $x, i$ )

**else**  $\triangleright$  Case D2.1.

                    MoveKeyPrev( $x, i + 1$ )

**else if**  $i = x.n + 1$  **then**

**if**  $x.c_{i-1}.n = T.d - 1$  **then**  $\triangleright$  Case D2.2.

                    Merge( $x, i - 1$ )

**else**  $\triangleright$  Case D2.1.

                    MoveKeyNext( $x, i - 1$ )

            Delete( $x.c_i, K$ )

**else**

            Delete( $x.c_i, K$ )

**return**  $x$

---

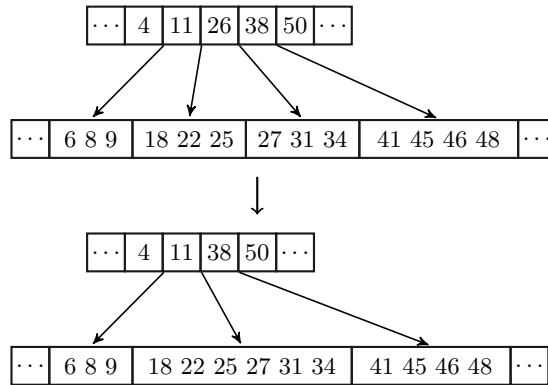
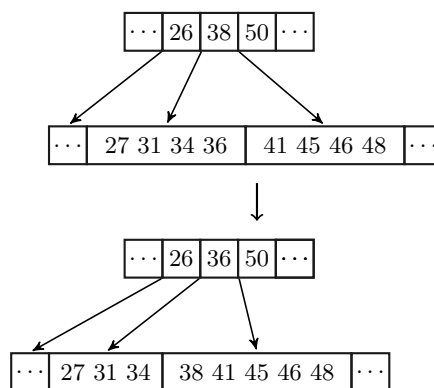
Figure 32: merging two 3-elements nodes ( $t = 4$ )

Figure 33: moving key 36

## 17 Splay tree

The motivation is to have a binary tree which performs rotations when a node is accessed. That way, frequently used nodes are moved up to tree and faster retrieved, which is needed by LRU cache. Operations of interest are finding, inserting and deleting key, joining two trees and splitting a tree into at given key into two subtrees.

Let  $T$  be a binary tree with root  $r_T$ ; for each node  $x \in T$  let  $p, p'$  be the pointers to its left, right children, parent and grand parent, respectively. *Splaying* tree  $T$  of size  $n$  at node  $x$  is sequence of the following *splay steps* until  $x$  becomes the root of  $T$ :

**zig** If  $p$  is the root, rotate the edge  $(x, p)$ , and finish the sequence.

**zig-zig** If  $p$  is not the root and  $x$  and  $p$  are both left/right children of their respective parents, rotate the edge  $(p, p')$  and then rotate  $(x, p)$ .

**zig-zag** If  $p$  is not the root,  $x$  is left child of  $p$  and  $p$  is right child of  $p'$ , or vice versa ( $x$  is right child of  $p$  and  $p$  is left child of  $p'$ ), then rotate  $(x, p)$  and then rotate  $x$  with the new  $p$  (which was  $p'$  before this step).

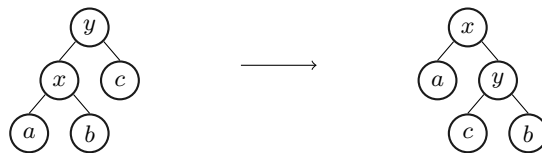


Figure 34: Zig operation on  $x$

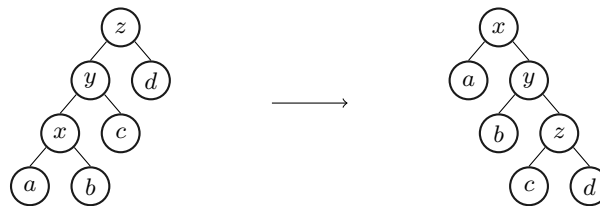


Figure 35: Zig-zig operation on  $x$

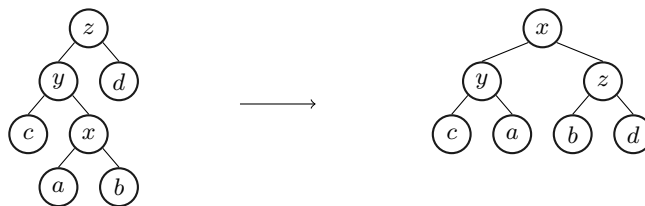


Figure 36: Zig-zag operation on  $x$

Binary search tree  $T$  is *splay tree* if for each operation (searching, inserting, deleting) on node  $x$  an additional splaying on  $x$  is performed.

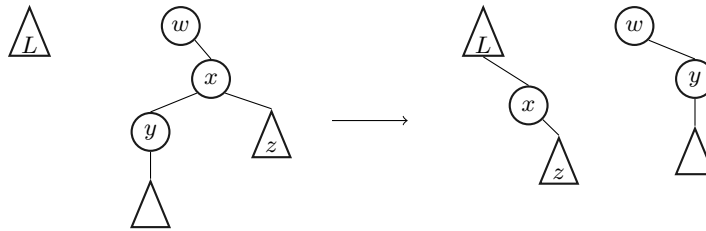
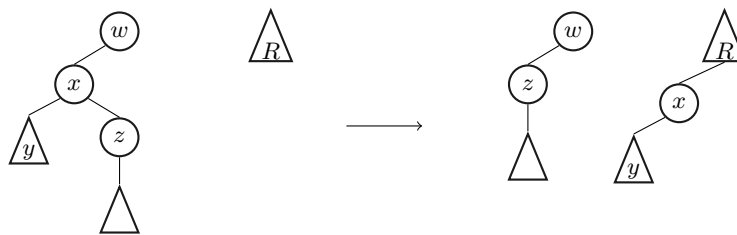
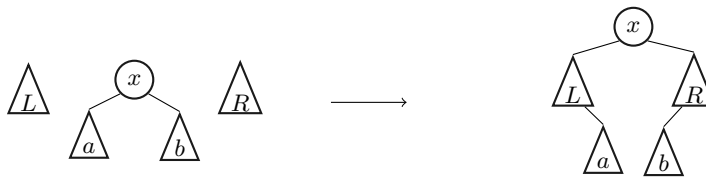
### 17.1 Rotation, linking, assembling

Rotations of nodes are performed as for AVL trees.

If a key  $K$  is searched in a tree  $T$ , then few subtrees can be recognized. *Left tree*  $L$  is a tree containing all nodes from  $T$  less than  $K$ . *Right tree*  $R$  is defined similarly. *Middle tree* is a subtree of  $T$  rooted at the current node reached during the search.

If node  $x$  is right child of its parent, *left linking* moves  $x$  to be the most right child of  $L$  (so it becomes  $\max(L)$ ). If node  $x$  is left child of its parent, *right linking* moves  $x$  to be the most left child of  $R$  (so it becomes  $\min(R)$ ).

For a left and right trees  $L$  and  $R$ , and node  $x$  with left and right children  $a, b$ , *assembling* creates single tree such that  $x.c_l = L, x.c_r = R, L.c_r = a, R.c_l = b$ .

Figure 37: Left linking of node  $x$ Figure 38: Right linking of node  $x$ Figure 39: Assembling of node  $x$ 

## 17.2 Splaying

Splaying as defined at the start assumes that it starts from a node  $x$  and goes until root is reached. That's bottom-up splaying; it's appropriate when direct access to the node is available.

All three  $x = x^p_l$  cases perform right rotation. If right rotation is done by default, then the remaining left rotation of zig-zag case can be delayed to the zig step of  $x = x^p_r$  case. So, the function above can be simplified:

In some cases, splaying during traversing the tree  $T$  can be performed in a more efficient way. Top-down splaying starts from a node  $x$  and executes splaying steps until a node  $t$  with key  $K$  is reached (which is the accessed node). All accessed nodes on the path are classified into left or right subtree;  $x$  is moving toward  $T$ 's bottom by classifying accessed nodes into left and right tree. When  $x$  becomes  $t$ , middle tree rooted at  $x$  is assembled with  $L$  and  $R$ .

## 17.3 Finding key

Finding a key  $K$  in subtree  $T$  goes by traversing the tree from the root choosing left or right subtree depending of the key in the current node (same as in binary search tree). If such node  $x$  is found, then splaying on  $x$  is performed. If there is no node  $x$  such that  $x.k = K$ , then the last (non-null) node on the search path is splayed (in the bottom-up manner). If  $T$  is empty, then splaying is not performed.

---

**Algorithm 99** Left linking of a node.

---

**Input**

$L$  Tree to link to.  
 $x$  Node to link with the tree  $L$ .

**Output**

$x$  left linked to  $L$ .

**procedure** LINKLEFT( $L, x$ )

$y := x.c_l$   
 $w := x.p$   
 $y.p := w$   
 $w.c_r := y$   
 $x.p := L$   
 $L.c_r := x$

---



---

**Algorithm 100** Right linking of a node.

---

**Input**

$R$  Tree to link to.  
 $x$  Node to link with the tree  $R$ .

**Output**

$x$  left linked to  $L$ .

**procedure** LINKRIGHT( $R, x$ )

$z := x.c_r$   
 $w := x.p$   
 $z.p := w$   
 $w.c_l := z$   
 $x.p := R$   
 $R.c_l := x$

---



---

**Algorithm 101** Assembling of a node.

---

**Input**

$L$  Left tree to assemble.  
 $R$  Right tree to assemble.  
 $x$  Node to assemble with  $L$  and  $R$ .

**Output**

$x, L, R$  assembled.

**procedure** ASSEMBLE( $x, L, R$ )

$a := x.c_l, b := x.c_r$   
 $x.c_l := L, x.c_r := R$   
 $L.p := x, R.p := x$   
 $L.c_r := a, R.c_l := b$   
 $a.p := L, b.p := R$

---

---

**Algorithm 102** Splaying in the bottom-up manner.

---

**Input** $x$  Node to splay.**Output**Tree splayed at  $x$ .**procedure** SPLAYUP1( $x$ )**while**  $x.p \neq \text{null}$  **do****if**  $x = x.p.c_l$  **then****if**  $x.p.p = \text{null}$  **then**  $\triangleright$  ZigRotateRight( $x.p$ )**else if**  $x.p = x.p.p.c_l$  **then**  $\triangleright$  Zig-zigRotateRight( $x.p.p$ )RotateRight( $x.p$ )**else if**  $x.p = x.p.p.c_r$  **then**  $\triangleright$  Zig-zagRotateRight( $x.p$ )RotateLeft( $x.p$ )**else if**  $x = x.p.c_r$  **then****if**  $x.p.p = \text{null}$  **then**  $\triangleright$  ZigRotateLeft( $x.p$ )**else if**  $x.p = x.p.p.c_r$  **then**  $\triangleright$  Zig-zigRotateLeft( $x.p.p$ )RotateLeft( $x.p$ )**else if**  $x.p = x.p.p.c_l$  **then**  $\triangleright$  Zig-zagRotateLeft( $x.p$ )RotateRight( $x.p$ )

---

**Algorithm 103** Splaying in the bottom-up manner simplified.

---

**Input** $x$  Node to splay.**Output**Tree splayed at  $x$ .**procedure** SPLAYUP2( $x$ )**while**  $x.p \neq \text{null}$  **do****if**  $x = x.p.c_l$  **then****if**  $x.p = x.p.p.c_l$  **then**RotateRight( $x.p.p$ )RotateRight( $x.p$ )**else if**  $x = x.p.c_r$  **then****if**  $x.p = x.p.p.c_r$  **then**RotateLeft( $x.p.p$ )RotateLeft( $x.p$ )

---

**Algorithm 104** Splaying in the top-down manner.

---

**Input**

$x$  Node to start splaying.  
 $K$  Key until the splaying is performed.

**Output**

Tree splayed at  $x$ .

**procedure** SPLAYDOWN( $K, x$ )

$L := R := \text{null}$

**while**  $K \neq x.k$  **do**

**if**  $K < x.k$  **then**

$y := x.c_l$

**if**  $K = y.k$  **then**  $\triangleright$  Case R1

      LinkRight( $R, x$ )

$x := y$

**else if**  $K < y.k$  **then**  $\triangleright$  Case R2.

$z := y.c_l$

      RotateRight( $x$ )

      LinkRight( $R, y$ )

$x := z$

**else if**  $K > y.k$  **then**  $\triangleright$  Case R3.

$z := y.c_r$

      LinkRight( $R, x$ )

      LinkLeft( $L, y$ )

$x := z$

**else**

$y := x.c_r$

**if**  $K = y.k$  **then**  $\triangleright$  Case L1.

      LinkLeft( $L, x$ )

$x := y$

**else if**  $K > y.k$  **then**  $\triangleright$  Case L2.

$z := y.c_r$

      RotateLeft( $x$ )

      LinkLeft( $L, y$ )

$x := z$

**else if**  $K < y.k$  **then**  $\triangleright$  Case L3.

$z := y.c_l$

      LinkLeft( $L, x$ )

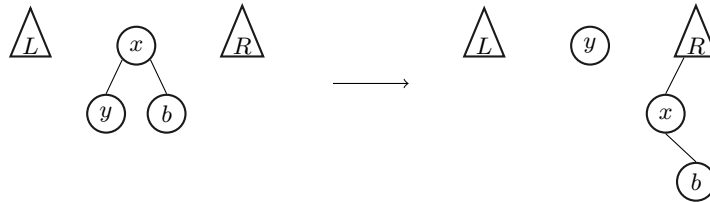
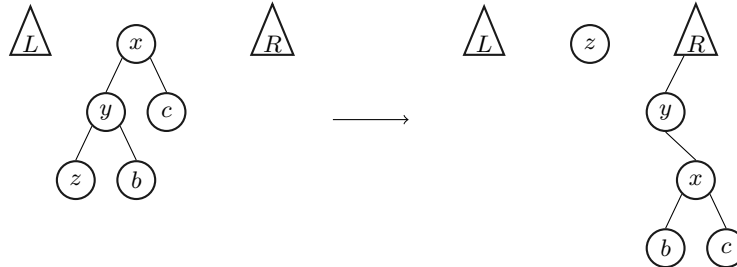
      LinkRight( $R, y$ )

$x := z$

  assemble( $x, L, R$ )

---



Figure 40: Splay down of  $x$  for case R1Figure 41: Splay down of  $x$  for case R2

## 17.4 Joining trees

Assuming that tree  $T_1$  is less than tree  $T_2$  (i.e. all keys from  $T_1$  are less than each key from  $T_2$ ), *join* constructs a single tree of all items from  $T_1$  and  $T_2$ . *Join* finds the largest key  $m = \max(T_1)$  (by taking the rightmost node in  $T_1$ ). Since finding  $m$  splays it (and makes  $m = r_1$ ), the root  $r_1$  has null right child. The operation is completed by making  $T_2$  the right subtree of newly created root.

## 17.5 Splitting a tree

*Splitting* tree  $T$  at key  $K$  returns two subtrees  $T_1$  and  $T_2$  by breaking  $T$  at the node which contains  $K$ . The operation is accomplished by finding node with  $K$  and then returning two trees formed by breaking left or right link of the new root. If  $K$  is not in  $T$ , then the last non-null node found during the search will be used for splitting.

## 17.6 Inserting key

Inserting key  $K$  goes by splitting  $T$  on  $K$  (which returns two subtrees  $T_1$  and  $T_2$ ), and then replacing  $T$  with a new root containing  $K$  and left/right subtrees  $T_1$  and  $T_2$ . Since  $K$  does not exist in  $T$ , splitting is performed on the last non-null node found during the search.

## 17.7 Deleting a key

Deleting key  $K$  goes by finding  $K$  (splaying moves it to root) and then replacing  $T$  by joining  $r_T.c_l$  and  $r_T.c_r$ .

## 17.8 Amortized complexity

For each  $x \in T$  of splay tree  $T$ , define its size as  $s(x) = \sum_{y \in T_x} w(y)$ , where  $T_x$  is subtree rooted at  $x$ . Then, let's define rank of  $x$  as  $\lambda(x) = \log s(x)$ . Finally, define potential of  $T$  as  $\Phi(T) = \sum_{x \in T} \lambda(x)$ .

**Lemma 6.** The amortized time to splay tree with root  $r(T)$  at node  $x$  is

$$\hat{c}_x = 3(\lambda(r(T)) - \lambda(x)) + 1 = O\left(\log \frac{s(r(T))}{s(x)}\right)$$

*Proof.* See [5] for the proof.

QED

---

**Algorithm 105** Finding a key.

---

**Input** $K$  Key to find in a subtree.**Output**Node with key  $K$  or null (if  $K$  is not in  $T$  or subtree is empty).**Complexity** $O(\lg n)$ **procedure** FIND( $K$ ) $x := r_T$ **if**  $x = \text{null}$  **then**    **return** null**while**  $x \neq \text{null}$  **do**     $y := x \triangleright$  Track parent of  $x$ .    **if**  $K < x.k$  **then**         $x = x.c_l$     **else if**  $K > x.k$  **then**         $x := x.c_r$     **else**        **break**    **if**  $x \neq \text{null}$  **then**        SplayUp( $x$ )    **else**        SplayUp( $y$ )    **return**  $x$ 

---

---

**Algorithm 106** Joining trees.

---

**Input** $T_1$  First tree to join. $T_2$  Second tree to join.**Output**Node with key  $K$  or null (if  $K$  is not in  $T$  or subtree is empty).**Complexity** $O(\lg n)$ **procedure** JOIN( $T_1, T_2$ ) $m := \max(T_1)$ Splay( $m$ ) $m.c_r := T_2$  $r_2.p := m$ 

---

---

**Algorithm 107** Splitting a tree.

---

**Input** $K$  Key to split on.**Output**trees  $T_1, T_2$  obtained by splitting.**Complexity** $O(\lg n)$ **procedure** SPLIT( $K$ )Find( $K$ )  $\triangleright$  Moves  $K$  to root. $T_1 := r_T$  $T_2 := r_T.c_r$  $r_T.c_r := \mathbf{null}$  $r_{T_2}.p := \mathbf{null}$ **return** ( $T_1, T_2$ )

---

---

**Algorithm 108** Splitting a tree.

---

**Input** $K$  Key to insert into tree  $T$ .**Output** $T$  Tree with the key  $K$ .**Complexity** $O(\lg n)$ **procedure** INSERT( $K$ ) $(T_1, T_2) := \text{Split}(K)$  $r_T.k := K$  $r_T.c_l := T_1, T_1.p := r_T$  $r_T.c_r := T_2, T_2.p := r_T$ 

---

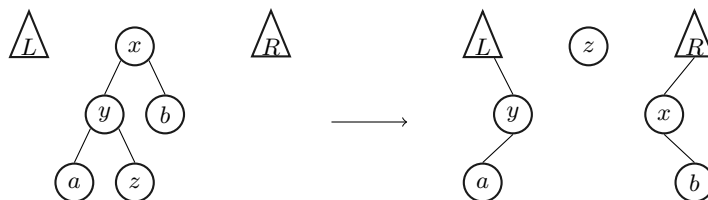
---

**Algorithm 109** Deleting a key.

---

**Input** $K$  Key to delete from tree  $T$ .**Output** $T$  Tree without the key  $K$ .**Complexity** $O(\lg n)$ **procedure** DELETE( $K$ )Find( $K$ )join( $r_T.c_l, r_T.c_r$ )

---

Figure 42: Splay down of  $x$  for case R3

For a sequence of  $m$  accesses on  $n$ -node splay tree, the potential decrease is  $\Phi_m - \Phi_0$  where

$$\Phi_0 = \sum_{i=1}^n \lambda(i) = \sum_{i=1}^n \log s(i) = \sum_{i=1}^n \log \left( \sum_{j \in T_i} w(j) \right) \leq \sum_{i=1}^n \log \left( \sum_{j=1}^n w(j) \right)$$

$$\Phi_m = \sum_{i=1}^n \log \left( \sum_{j \in T_i^m} w(j) \right) \geq \sum_{i=1}^n \log w(i)$$

with  $T_i$  as subtree at  $i$ -th node before splaying and  $T_i^m$  as subtree at  $i$ -th node after  $m$ -th splay operation. Thus,

$$\Phi_m - \Phi_0 \leq \sum_{i=1}^n \log W - \sum_{i=1}^n \log w(i) = \sum_{i=1}^n \log \frac{W}{w(i)}$$

where  $W = \sum_{i=1}^n w(i)$ .

Let's apply the obtained results to the tree operations. For  $x \in T$  denote with  $x_p$  and  $x_s$  predecessor and successor of  $x$ .

**Theorem 10.** The amortized time of search operation for  $x = \text{find}(K)$  is

$$\begin{cases} 3 \log \frac{W}{w(x)} + 1, x \in T \\ 3 \log \frac{W}{\min\{w(x_p), w(x_s)\}} + 1, x \notin T \end{cases}$$

*Proof.* If  $x \in T$ , by lemma 6, the splaying time for node  $x$  is  $3 \log \frac{s(r(T))}{s(x)} + 1 \leq 3 \log \frac{W}{w(x)} + 1$ , where  $W = s(r(T))$ ,  $s(x) \geq w(x)$ . If  $x \notin T$ , then either  $x_p$  or  $x_s$  is in  $T$ , so  $s(x) \geq \min\{w(x_p), w(x_s)\}$  and thus splaying time is  $3 \log \frac{W}{\min\{w(x_p), w(x_s)\}} + 1$ . QED

**Theorem 11.** The amortized time of join operation is

$$3 \log \frac{W}{w(x)} + O(1)$$

where  $x = \max T_1$ .

*Proof.* The bound on join is immediate from the bound on find - the splaying time is at most  $3 \log \frac{s(T_1)}{w(x)} + 1$ . The increase in potential caused by linking  $T_1$  and  $T_2$  is  $\log \frac{s(T_1) + s(T_2)}{s(T_1)} \leq 3 \log \frac{W}{s(T_1)}$  (because  $W = s(T_1) + s(T_2)$ ). QED

**Theorem 12.** The amortized time of split operation is

$$\begin{cases} 3 \log \frac{W}{w(x)} + O(1), x \in T \\ 3 \log \frac{W}{\min\{w(x_p), w(x_s)\}} + O(1), x \notin T \end{cases}$$

where  $x$  is node such that  $k(x) = K$ .

*Proof.* Since the searching operation is the only non-constant time operation, then amortized time of split is same as of find. QED

**Theorem 13.** The amortized time of insert operation is

$$3 \log \frac{W - w(x)}{\min \{w(x_p), w(x_s)\}} + \log \frac{W}{w(x)} + O(1)$$

where  $x$  is such that  $k(x) = K$ .

*Proof.* Follows from the complexity of finding a key. QED

**Theorem 14.** The amortized time of delete operation is

$$3 \log \frac{W}{w(x)} + 3 \log \frac{W - w(x)}{w(x_p)} + O(1)$$

*Proof.* Result follows from the bounds on find and join operations. QED

**Theorem 15.** The amortized time of search operation for  $x = \text{find}(K)$  is  $O(\log n)$ , where  $n = |T|$  is number of nodes in  $T$ .

*Proof.* Assigning  $w(x) = 1/n$  in theorem 10 the proof follows. QED

## 17.9 Few theorems

By using lemma 6 various corollaries can be obtained.

**Theorem 16** (Balance theorem). For a sequence of  $m$  operations on  $n$ -node tree the total access time is  $O((m + n) \log n + m)$ .

*Proof.* Assign weight  $w(i) = 1/n$  for each node  $i = 1, \dots, n$ . Then,  $W = \sum_{i=1}^n w(i) = \sum_{i=1}^n 1/n = 1$ . Since  $s(r(T)) = W = 1$ , the amortized access is

$$a_j = 3 \log \frac{s(r(T))}{s(j)} + 1 = 3 \log \frac{1}{\sum_{i \in T_j} w(i)} + 1 \leq 3 \log \frac{1}{w(i)} + 1 = 3 \log n + 1$$

so the potential decrease is

$$\Phi_m - \Phi_0 \leq \sum_{i=1}^n \log \frac{W}{w(i)} = \sum_{i=1}^n \log n = n \log n$$

Thus, total access time is

$$\sum_{j=1}^m t_j = \sum_{j=1}^m a_j + n \log n = \sum_{j=1}^m (3 \log n + 1) + n \log n = 3m \log n + m + n \log n =$$

$$(3m + n) \log n + m = O((m + n) \log n + m)$$

QED

For node  $i$  let  $q(i) \geq 1$  be it's access frequency, i.e. the total number of times  $i$  is accessed. For sequence of  $m$  accesses it would be  $\sum_{i=1}^n q(i) = m$ , and thus  $n \leq m$ .

**Theorem 17** (Static Optimality Theorem). If every node is accessed at least once, then the total access time is

$$O\left(m + \sum_{i=1}^m q(i) \log \frac{m}{q(i)}\right)$$

*Proof.* Assign  $w(i) = q(i)/m, i = 1, \dots, n$ . Then,  $s(r(T)) = W = \sum_{i=1}^n w(i) = 1$ . Since  $s(i) \geq w(i) = q(i)/m$ , then

$$a_i = 3 \log \frac{s(r_T)}{s(i)} + 1 = 3 \log \frac{1}{\frac{q(i)}{m}} + 1 = 3 \log \frac{m}{q(i)} + 1$$

and the potential decrease over the sequence is

$$\Phi_m - \Phi_0 = O \left( \sum_{i=1}^n \log \frac{W}{w(i)} \right) = O \left( \sum_{i=1}^n \log \frac{m}{q(i)} \right)$$

Thus,

$$\begin{aligned} \sum_{j=1}^m t_j &= \sum_{j=1}^m \left( 3 \log \frac{m}{q(j)} + 1 \right) + O \left( \sum_{i=1}^n \log \frac{m}{q(i)} \right) = \\ O \left( m + \sum_{j=1}^m \log \frac{m}{q(j)} \right) &+ O \left( \sum_{i=1}^n \log \frac{m}{q(i)} \right) = O \left( m + \sum_{j=1}^m \log \frac{m}{q(j)} \right) + O \left( \sum_{i=1}^m \log \frac{m}{q(i)} \right) = \\ O \left( m + \sum_{i=1}^m \log \frac{m}{q(i)} \right) &= O \left( m + \sum_{i=1}^m q(i) \log \frac{m}{q(i)} \right) \end{aligned}$$

QED

Assume that nodes are numbered from 1 to  $n$  in symmetric order and the sequence of accessed nodes is  $i_1, \dots, i_m$ .

**Theorem 18** (Static Finger Theorem). *If  $f$  is any fixed node, the total access time is  $O(n \log n + m + \sum_{j=1}^m \log(|i_j - f| + 1))$*

*Proof.* Assign  $w(i) = 1/(|i - f| + 1)^2$  to each node  $i$ . Then,

$$W = \sum_{i=1}^n w(i) = \sum_{i=1}^n \frac{1}{(|i - f| + 1)^2} \leq 2 \sum_{k=1}^{\infty} \frac{1}{k^2} = O(1)$$

$$a_j = 3 \left( \log \frac{W}{s(j)} \right) \leq 3 \left( \log \frac{W}{w(j)} \right) = O \left( \log \frac{1}{\frac{1}{(|i_j - f| + 1)^2}} \right) = O(2 \log(|i_j - f| + 1)) = O(\log(|i_j - f| + 1))$$

$$\Phi_m - \Phi_0 = O \left( \sum_{i=1}^m \log \frac{W}{w(i)} \right) = O \left( \sum_{i=1}^m \log \frac{1}{\frac{1}{(|i - f| + 1)^2}} \right) = O \left( \sum_{i=1}^m \log(|i - f| + 1)^2 \right) = O(n \log n)$$

so the total access time is

$$\begin{aligned} \sum_{j=1}^m t_j &= \sum_{j=1}^m O(\log(|i_j - f| + 1)) + O(n \log n) = O \left( n \log n + \sum_{j=1}^m \log(|i_j - f| + 1) \right) = \\ O \left( n \log n + m + \sum_{j=1}^m \log(|i_j - f| + 1) \right) \end{aligned}$$

QED

By changing the node weights as the accesses take place, interesting results can be obtained. Number the accesses from 1 to  $m$  in the order they occur. For any access  $j$ , let  $t(j)$  be the number of different nodes accessed before access  $j$  since the last access of node  $i_j$ , or since beginning of the sequence if  $j$  is the first of node  $i_j$ .

**Theorem 19** (Working Set Theorem). Total access time is  $O\left(n \log n + m + \sum_{j=1}^m \log(t(j) + 1)\right)$ .

*Proof.* Assign weights  $1, 1/4, 1/9, \dots, 1/n^2$  to the nodes in order by first access. Suppose that before access  $j$  node  $i_j$  has weight  $w(i_j) = 1/k^2$ . After the access  $j$  set  $w(i_j) = 1$  and for each node  $i$  having  $w(i) = 1/(k')^2, k' < k$ , assign  $w(i) = 1/(k' + 1)^2$ . Such reassignment permutes weights  $1, 1/4, 1/9, \dots, 1/n^2$  among the nodes and guarantees that  $w(i_j) = \frac{1}{(t(j)+1)^2}$  during access  $j$ .

Since  $W = \sum_{k=1}^n \frac{1}{k^2} = O(1)$ , then  $a_j = O(\log(t(j) + 1))$ . The weight reassignment after an access  $j$  increases the weight of the root, because  $w(i_j) = 1$  and node  $i$  is moved to root (due to the splaying operations characteristics); weights of other nodes are decreased. The size of the root is unchanged, but the sizes of other nodes can decrease. Thus, potential  $\Phi = \sum_{i=1}^n \lambda(i)$  can decrease on weights reassignment. Similarly, amortized time for weight reassignment after access  $j$  is not greater than zero:

$$a_i = 3 \log \frac{s(r_T)}{s(i)} + 1, a'_i = 3 \log \frac{s(r(T))}{s(i_j)} + 1$$

so

$$a'_i - a_i = 3 \log \frac{s(i)}{s(i_j)} \leq 0$$

since  $s(i_j) > s(i)$  after access  $j$  (node  $i$  becomes the root).

QED

**Theorem 20** (Unified Theorem). Total time of a sequence of  $m$  accesses on an  $n$ -node splay tree is

$$O\left(n \log n + m + \sum_{j=1}^m \log \min \left\{ \frac{m}{q(i_j)}, |i_j - f| + 1, t(j) + 1 \right\}\right)$$

where  $f$  is any fixed item.

## 18 Trie

Motivation for this data structure is to enable fast retrieval of strings and their common prefixes. Operations of interest are: finding, inserting and deleting key. The application of this data structure are the associative array, lexicographic sorting and the radix sort.

### 18.1 Definition

*Trie* (also known as prefix tree or digital tree) is a tree  $T$  defined over alphabet  $L$  with the following properties:

1. There is one root  $r_T$  only.
2. Each node  $x$  has arbitrary number of children determined by an array  $x.c[i]$ , where  $i \in L$ . If  $x$  is leaf, then  $x.c$  is empty array i.e. its length  $|x.c|$  is zero.
3. For each child  $x.c[i]$  there is a character  $x.p[i] \in L$  which determines prefix for  $x$ .
4. All leaves and some of internal nodes  $x \in T$  have associated values  $x.v$ . Position of  $x$  defines a key associated with it by appending all characters on the path from the root to  $x$ .

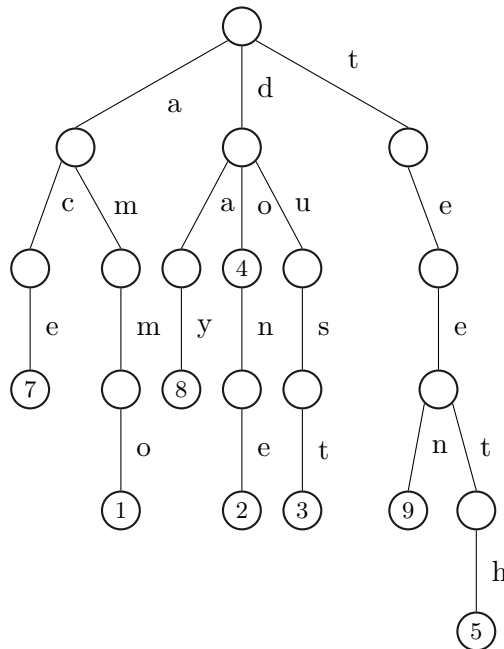


Figure 43: Trie with keys/values: ace/7, ammo/1, day/8, do/4, done/2, dust/3, teen/9, teeth/5

### 18.2 Search

The operation checks if the given key  $K$  exists in a trie  $T$ . It goes one by one character of  $K$  until the corresponding child exists. If all characters are traversed, then the key  $K$  is found; otherwise, the key does not exist.

### 18.3 Insertion

The operation puts a key/value pair  $(K, V)$  into trie  $T$ . It goes one by one character of  $K$  and checks whether they exist from the root down to leaves. If a character of  $K$  is not found on the path, it is added, as well all remaining characters. If all characters of  $K$  exist on the path, then the reached node is updated with value  $V$ .



---

**Algorithm 110** Finding a key in a trie.

---

**Input**

$K$  String to check for existence in a trie  $T$ .

**Output**

Value if exists or null if no such key is present.

**Complexity**

$O(|K|)$

**procedure** FIND( $K$ )

$x := r_T$

**for**  $i := 1$  **to**  $|K|$  **do**

$h := K[i]$  ▷ Current character.

**if**  $x.p[h] \neq \text{null}$  **then**

$x := x.c[h]$

**else**

**return null**

**return**  $x.v$

---



---

**Algorithm 111** Inserting a key/value into a trie.

---

**Input**

$K$  String key to insert into  $T$ .

$V$  Value to insert into  $T$ .

**Output**

$T$  with the added  $(K, V)$ .

**Complexity**

$O(|K|)$  is the worst case complexity.

**procedure** INSERT( $K, V$ )

**if**  $r_T = \text{null}$  **then**

**new**  $r_T$

$p_x := x := r_T$

**for**  $i := 1$  **to**  $|K|$  **do**

$h := K[i]$

$x := x.c[h]$

**if**  $x = \text{null}$  **then**

**break**

$p_x := x$

**while**  $i \leq |K|$  **do**

$h := K[i]$

**new**  $x$

$p_x.c[h] := x$

**new**  $p_x.p[h]$

$p_x := x$

$i := i + 1$

$x.v := V$

---

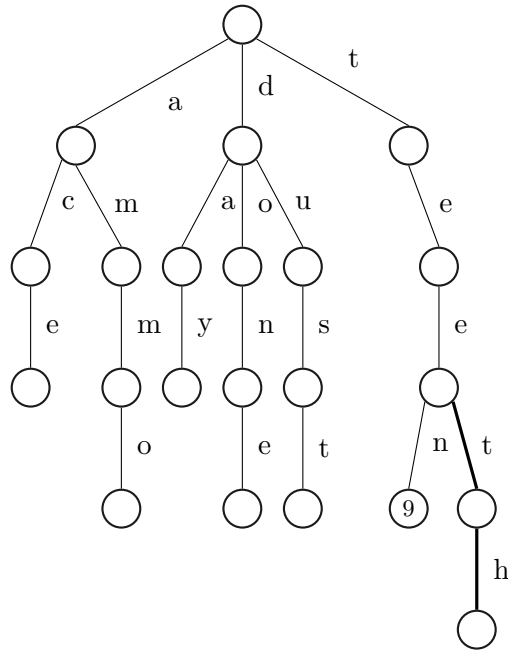


Figure 44: Inserting *teeth* into trie; bold edges are newly created

### 18.4 Deletion

Deleting key  $K$  finds the key in a trie  $T$  by traversing a path  $p$  from the root down to a node  $x$  that contains  $K$ . If  $x$  is a leaf, then all nodes on  $p$  which are single child are deleted. If  $x$  is not leaf, its value is dropped.

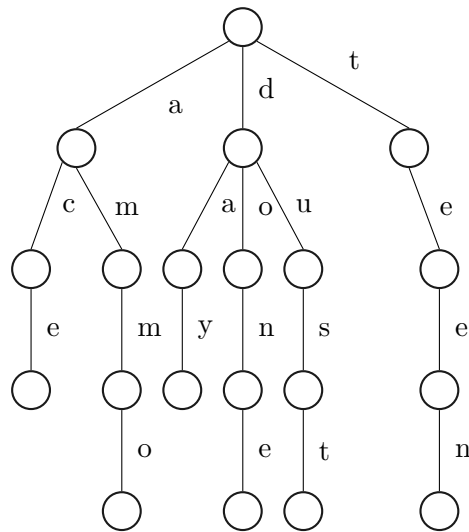


Figure 45: Trie after deleting the key *teeth*.

### 18.5 Worst case complexity

**Theorem 21.** For a trie  $T$  and a key  $K$ , finding, inserting and deleting the key have complexity  $O(|K|)$ ,

*Proof.* Find has one loop of size  $|K|$ . Insert has two loops which in total are of size  $|K|$ . Delete has two loops: the first is obviously of size  $|K|$ , the second goes over a path which contains at most  $|K|$  nodes. Thus, complexity of all operations is  $O(|K|)$ . QED

---

**Algorithm 112** Deleting a key in a trie.

---

**Input**

$K$  Key to delete in the trie  $T$ .

**Output**

$T$  Trie without key  $K$  and true returned, false if no such key is present.

**Complexity**

$O(|K|)$

**procedure DELETE( $K$ )**

**if**  $r_T = \text{null}$  **then**

**return false**

**new**  $P \triangleright$  Stack of nodes traversed on the path of  $K$ .

$x := r_T$

**for**  $i := 1$  **to**  $|K|$  **do**

$h := K[i]$

**if**  $x.p[h] \neq \text{null}$  **then**

$x := x.p[h]$

$P.push(x)$

**else**

**return false**

**delete**  $x$

$\triangleright$  Go up along the path and delete nodes which are the single child.

$i := |K|$

$x := P.pop()$

**while not**  $P.empty()$  **and**  $|x.c| = 0$  **and**  $i > 0$  **do**

**delete**  $x$

$h := K[i]$

$p_x := P.pop()$

**if**  $p_x \neq \text{null}$  **then**

**delete**  $p_x.p[h]$

$x := p_x$

$i := i - 1$

---

## 19 Radix tree

*Radix tree* is a trie such that each node which is the only child of its parent is merged to its parent. Motivation for this data structure is to optimize space usage of nodes, so there are no nodes with only one child.

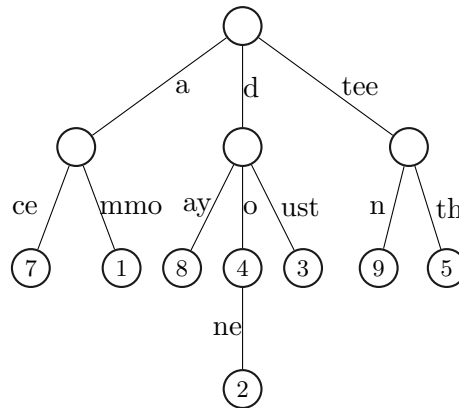


Figure 46: Radix tree with the keys/values: ace/7, ammo/1, day/8, do/4, done/2, dust/3, teen/9, teeth/5.

### 19.1 Search

For a given key  $K$ , start from the root by finding node  $x$  with a key that matches  $K$ 's prefix. While there is such node, proceed with the procedure on  $x$ 's children.

---

**Algorithm 113** Finding a key in a radix tree.

---

**Input**

$K$  String  $K$  to find in radix tree  $T$ .

**Output**

Value if exists or null if no such key is present.

**Complexity**

$O(|K|)$

**procedure** FIND( $K$ )

$x := r_T$

$L := 0 \triangleright$  Length.

$f := \text{true} \triangleright$  Is found.

**while**  $L \leq |K|$  **and**  $f = \text{true}$  **do**

$f := \text{False}$

**for**  $i := 1$  **to**  $x.s$  **do**

$k' := \text{Substring}(K, L + 1, x.k[i].l)$

**if**  $k' = x.k[i]$  **then**

$x := x.c[k]$

$L := L + k.l$

$f := \text{true}$

**break**

**if**  $f = \text{true}$  **then**

**return**  $x.v$

**else**

**return** null

---

## 19.2 Insert

Inserting key/value pair  $(K, V)$  into radix tree  $T$  goes by finding corresponding nodes which match a prefix of  $K$ . The rest of  $K$  (if any) is put into  $T$ .

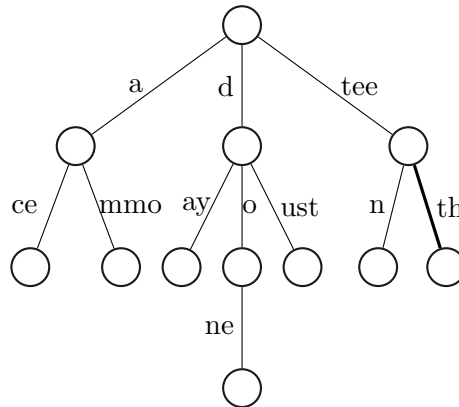


Figure 47: Inserting *teeth* into the radix tree; the bold edge is created.

## 19.3 Delete

To delete key  $K$  in radix tree  $T$ , find a corresponding node  $x$  for the key  $K$ ; let  $p_x$  be  $x$ 's parent. If  $x$  is a leaf, then it is deleted. In case that  $p_x$  after deletion of  $x$  remains with only one child  $y$ , then  $y$ 's key is appended to  $p_x$ 's.

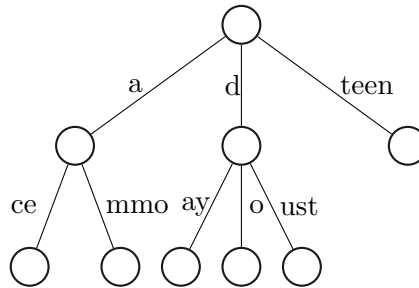


Figure 48: Radix tree after deleting the key *teeth*.

## 19.4 Worst case complexity

**Theorem 22.** For a trie  $T$  and a key  $K$ , finding, inserting and deleting the key have complexity  $O(|K|)$ ,

*Proof.* All operations have loops of size  $|K|$ , thus their complexity is  $O(|K|)$ . QED

---

**Algorithm 114** Inserting a key into a radix tree.

---

**Input**

$K$  Key to insert into a radix tree  $T$ .  
 $V$  Value to insert into a radix tree  $T$ .

**Output**

$T$  Radix tree with the added key/value.

**Complexity**

$O(|K|)$

**procedure** INSERT( $K, V$ )

▷ Find path that matches  $K$ 's prefix.

$p_x := x := r_T$

$L := 0$  ▷ Length.

$f := \mathbf{true}$  ▷ Is found.

**while**  $L \leq |K|$  **and**  $f = \mathbf{true}$  **do**

$f := \mathbf{false}$

**for**  $i := 1$  **to**  $x.s$  **do**

$k' := \text{Substring}(K, L + 1, |x.k[i]|)$

**if**  $k' = x.k[i]$  **then**

$p_x := x$

$x := x.c[k']$

$L := L + |k'|$

$f := \mathbf{true}$

**break**

▷ If  $K$ 's suffix which did not match existing keys exists, add it to a new child.

**if**  $L < |K|$  **then**

**new**  $x$

$k' := \text{Substring}(K, L + 1, |K| - L)$

$p_x.c[k] := x$

$p_x.k[p_x.x + 1] := k'$

$p_x.s := p_x.s + 1$

$x.v := V$

---

---

**Algorithm 115** Deleting a key from a radix tree.

---

**Input** $K$  Key to delete from a radix tree  $T$ .**Output** $T$  Radix tree without the deleted key.**Complexity** $O(|K|)$ **procedure** DELETE( $K$ ) $p_x := x := r_T$  $k_{p_x} := k_x := \mathbf{null}$  $i_x := 0$  $L := 0$  $f := \mathbf{true}$ **while**  $L < |K|$  **and**  $f = \mathbf{true}$  **do** $f := \mathbf{false}$  $k_{p_x} := k_x$ **for**  $i := 1$  **to**  $x.s$  **do** $k' := \text{Substring}(K, L + 1, |x.k[i]|)$ **if**  $k' = x.k[i]$  **then** $p_x := x$  $x := x.c[k']$  $k_x := k', i_x := i$  $L := L + |k'|$  $f := \mathbf{true}$ **break** $x.v := \mathbf{null}$ 

▷ In case the key from a leaf is deleted, remove the leaf.

**if**  $k' = |K|$  **then****delete**  $x$ **delete**  $p_x.c[k_x]$ **delete**  $p_x.k[i_x]$  $p_x.s := p_x.s - 1$ 

▷ In case single child remains, concatenate key with the parent key.

**if**  $p_x.s = 1$  **then** $k_y := p_x.k[1]$  $y := p_x.c[k_y]$  $k_{p_x} := k_{p_x} + k_y$ **delete**  $p_x.k[1]$ **delete**  $p_x.c[1]$ **delete**  $y$  $p_x.s := 0$

## 20 Treap

A treap is a binary structure which keeps both randomized binary search tree and heap properties. That said,  $T$  is *treap* if

1. Every node  $x$  consists of a pair: key  $x.k$  and priority  $x.l$ .
2. The binary search tree property holds:  $\forall x \in T : x.c_l.k \leq x.c_r.k$ .
3. The heap property holds:  $\forall x \in T : x.p.l \leq x.l$ .

Construction of a binary tree could lead to various tree shapes: it can be a list or perfectly balanced. The shape is determined by the random permutation of the numbers (1, 2, 3, 4, 5, 6, 7).

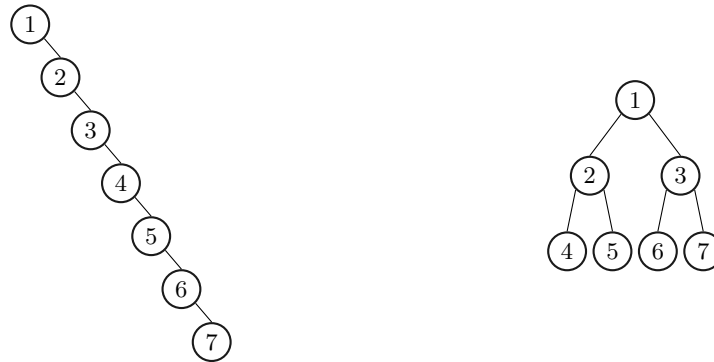


Figure 49: Two kind of trees containing numbers 1, 2, 3, 4, 5, 6, 7.

The priority prevents a treap to deform into a non-balanced tree. By looking the key and priority of a node as  $(x, y)$  coordinates in the Cartesian plane, the shape of the treap forms a tree. That's the reason why the treap is also called the *Cartesian tree*. The treap shape is uniquely determined, i.e. it does not depend on the order of node insertions.

For  $n$  numbers, the probability of any permutation of the numbers  $(1, \dots, n)$  is  $\frac{1}{n!}$ . Let  $H_k$  be the harmonic number defined as

$$H_k = 1 + \frac{1}{2} + \frac{1}{3} + \dots + \frac{1}{k}$$

For the harmonic number  $H_k$  the following equation holds:

$$\ln k < H_k \leq \ln k + 1$$

**Lemma 7.** In a random binary search tree (thus for a treap too) of size  $n$ , for any  $k \in [0, \dots, n-1]$  the expected height of the subtree at  $x$  is  $H_{k+1} + H_{n-k} = O(1)$ .

To search a key, the standard BST searching can be used.

### 20.1 Inserting node

Inserting a key  $K$  into a treap  $T$  goes as in a BST, by creating a leaf  $x \in T$  such that  $x.k = K$ . At this point the binary search tree property holds, but not the heap property. So,  $x.l$  can be randomly determined, then the heap property to be fixed by going up to the root and performing left or right rotations. If  $x$  is the left child of  $x.p$  and  $x.k < x.p.k$ , then by doing  $\text{ROTATIONRIGHT}(x.p)$  the heap property will be fixed and the BST property remain to hold. Conversely, if  $x$  is the right child of  $x.p$  and  $x.k < x.p.k$ , then  $\text{ROTATIONLEFT}(x.p)$  fixes both heap and BST properties. The insert procedure proceeds on  $x.p$  until  $x.k \geq x.p.k$ .

### 20.2 Deleting node

Removing a node  $x$  from a treap  $T$  goes by moving  $x$  to  $T$ 's bottom until it becomes leaf. While moving it downwards, the following situations may happen:



1. Both  $x.c_l$  and  $x.c_r$  are null, then no more rotations is needed and  $x$  can be deleted.
2. If  $x.c_l$  (or  $x.c_r$ ) is null, then perform the right (or left) rotation at  $x$  and proceed with these steps at  $x$ .
3. If  $x.c_l.l < x.c_r.l$  (or  $x.c_l.l > x.c_r.l$ ), then perform the right (or left rotation) at  $x$  and proceed with these steps at  $x$ .

By deleting  $x$  as leaf, both the BST and heap properties remain valid.

### 20.3 Splitting

To split a treap  $T$  at the given key  $K$  into two treaps  $T_1, T_2$  such that all keys from  $T_1$  (or  $T_2$ ) are smaller (or greater) than  $K$ , insert a node  $x$  with the key  $K$  into  $T$ . The child  $x.c_l$  is actually  $T_1$  and  $x.c_r$  is actually  $T_2$ .

### 20.4 Merging

Given two treaps  $T_1, T_2$  where all keys from  $T_1$  are smaller from those of  $T_2$ , they can be merged in  $O(\lg n)$  time. A new node  $x$  is created such that  $x.k > \max \{k \in T_1\}$  and  $x.k < \min \{k \in T_2\}$ . Assign the maximum priority to  $x.l$  and set  $x.c_l = T_1, x.c_r = T_2$ . Rotations at  $x$  is made as necessary to fix the heap order. After these rotations,  $x$  is a leaf, it can be deleted and the merging is done.

## 21 Zip tree

A *zip tree*  $T$  is a binary search tree with nodes having ranks and the tree is max heap ordered on the rank. Each parent has the rank greater than the left child's rank and not less than the right child. The rank is stored in  $x.\rho$ . The keys are kept in  $x.k$  and conform to the usual BST rules.

Inserting of the node  $x$  such that  $x.k = K$  goes as in the BST by comparing keys, but does not reach leaves. Instead, it stops at the node  $y$  such that  $y.\rho \leq x.\rho$  and  $y.k < x.k$ . From this node until the rest of the BST, the search path is *unzipped*, i.e. split into two paths  $P$  and  $Q$ , where  $P = \{z \in T : z.k < x.k\}$  and  $Q = \{z \in T : z.k > x.k\}$ . The  $P$ 's and  $Q$ 's roots become  $x$ 's left and right child respectively.  $x$  replaces  $y$ 's position at its parent  $y.p$  to be the left or right child. In case  $y$  had no parent (i.e. it was root),  $x$  becomes the new root.

Deleting of the key  $K$  goes in the opposite order of the inserting. Find the node  $x$  such that  $x.k = K$ . Let  $P, Q$  be the left and right spines of the node  $x$  to delete. *Zippering* of  $P, Q$  is to make a single path  $R$  out of them. During these paths merge, if two nodes have the same rank, then the one with the smaller key becomes the parent.

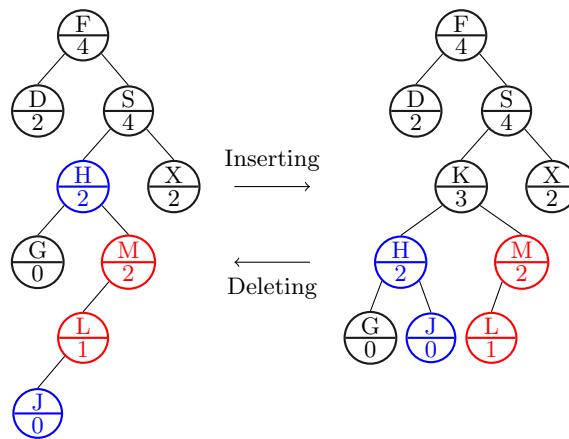


Figure 50: Inserting and deleting of the node  $K$  with the rank 3.  $P, Q$  are blue and red nodes, respectively.

The zip tree does not depend on the order of insertions and deletions that are executed, it is *history independent*. So, the zip tree structure is uniquely determined by the keys and ranks of its nodes.

# Contents

<b>1</b>	<b>Introduction</b>	<b>1</b>
<b>2</b>	<b>Divide and Conquer</b>	<b>2</b>
2.1	Towers of Hanoi . . . . .	2
<b>3</b>	<b>Dynamic programming</b>	<b>4</b>
3.1	Knapsack with infinite number of items . . . . .	4
3.1.1	Alternative approach . . . . .	4
3.2	Knapsack with one item of each kind . . . . .	6
3.3	Knapsack with fixed number of items of each kind . . . . .	6
3.4	Matrix chain product . . . . .	8
3.5	Levenshtein distance . . . . .	8
3.6	Damerau-Levenshtein distance . . . . .	10
3.7	Longest common sequence . . . . .	10
3.8	Maximal set of activities . . . . .	10
3.9	Minimal number of halls . . . . .	10
3.10	Machine jobs . . . . .	11
3.11	Stations . . . . .	11
3.12	Greedy solution of the fractional knapsack problem . . . . .	11
3.13	Maximal product . . . . .	12
<b>4</b>	<b>Backtracking</b>	<b>13</b>
4.1	N queens problem . . . . .	13
4.2	Knight's tour . . . . .	13
4.3	Sudoku . . . . .	13
4.4	Longest possible route . . . . .	13
<b>5</b>	<b>Sorting arrays</b>	<b>19</b>
5.1	All Pairs Sort . . . . .	19
5.2	Selection Sort . . . . .	19
5.3	Insertion Sort . . . . .	19
5.4	Bubble Sort . . . . .	19
5.5	Merge Sort . . . . .	21
5.6	Heap Sort . . . . .	21
5.7	Quick Sort . . . . .	21
5.8	Stack Sort . . . . .	21
<b>6</b>	<b>Array operations</b>	<b>24</b>
6.1	Selection . . . . .	24
6.2	Maximum subarray . . . . .	24
<b>7</b>	<b>Hash Table</b>	<b>26</b>
7.1	Definition . . . . .	26
7.2	Common hash functions . . . . .	26
7.2.1	Mid squares . . . . .	26
7.2.2	Division . . . . .	26
7.2.3	Multiplicative . . . . .	26
7.2.4	Linear . . . . .	27
7.2.5	Polynomial . . . . .	27
7.2.6	Fibonacci . . . . .	27
7.3	Collisions . . . . .	28

<b>8 Binary Heap</b>	<b>29</b>
8.1 Definition . . . . .	29
8.2 Heapifying . . . . .	29
8.3 Creating heap . . . . .	31
8.4 Inserting key . . . . .	31
8.5 Deleting key . . . . .	31
8.6 Finding minimum key . . . . .	32
<b>9 Leftist Heap</b>	<b>33</b>
9.1 Merging heaps . . . . .	33
9.2 Other operations . . . . .	33
9.3 Worst case complexity . . . . .	35
<b>10 Skew heap</b>	<b>36</b>
10.1 Definition . . . . .	36
10.2 Top-down approach . . . . .	36
10.3 Bottom-up approach . . . . .	38
10.4 Amortized complexity of the top-down approach . . . . .	39
10.5 Amortized complexity of the bottom-up approach . . . . .	42
<b>11 Graph</b>	<b>44</b>
11.1 Tree . . . . .	45
11.2 Breadth first search . . . . .	45
11.3 Depth first search . . . . .	45
11.4 Topological sort . . . . .	45
11.5 Strongly connected components . . . . .	47
<b>12 AVL tree</b>	<b>48</b>
12.1 Finding node . . . . .	48
12.2 Rotations . . . . .	50
12.3 Inserting node . . . . .	50
12.4 Deleting node . . . . .	52
<b>13 Red black tree</b>	<b>61</b>
13.1 Inserting . . . . .	61
13.2 Deleting . . . . .	62
<b>14 Skip list</b>	<b>68</b>
14.1 Finding a key . . . . .	68
14.2 Inserting a key . . . . .	68
14.3 Deleting a key . . . . .	69
<b>15 B tree</b>	<b>72</b>
15.1 Searching . . . . .	72
15.2 Auxiliary node operations . . . . .	72
15.3 Inserting . . . . .	76
15.4 Deleting . . . . .	80
15.5 Complexity . . . . .	80
<b>16 B<sup>+</sup> tree</b>	<b>83</b>
16.1 Definition . . . . .	83
16.2 Searching . . . . .	83
16.3 Auxiliary node operations . . . . .	83
16.4 Insert . . . . .	83

---

16.5 Delete . . . . .	84
<b>17 Splay tree</b>	<b>90</b>
17.1 Rotation, linking, assembling . . . . .	90
17.2 Splaying . . . . .	91
17.3 Finding key . . . . .	91
17.4 Joining trees . . . . .	95
17.5 Splitting a tree . . . . .	95
17.6 Inserting key . . . . .	95
17.7 Deleting a key . . . . .	95
17.8 Amortized complexity . . . . .	95
17.9 Few theorems . . . . .	99
<b>18 Trie</b>	<b>102</b>
18.1 Definition . . . . .	102
18.2 Search . . . . .	102
18.3 Insertion . . . . .	102
18.4 Deletion . . . . .	104
18.5 Worst case complexity . . . . .	104
<b>19 Radix tree</b>	<b>106</b>
19.1 Search . . . . .	106
19.2 Insert . . . . .	107
19.3 Delete . . . . .	107
19.4 Worst case complexity . . . . .	107
<b>20 Treap</b>	<b>110</b>
20.1 Inserting node . . . . .	110
20.2 Deleting node . . . . .	110
20.3 Splitting . . . . .	111
20.4 Merging . . . . .	111
<b>21 Zip tree</b>	<b>112</b>

## References

- [1] Thomas H. Cormen, Charles E. Leiserson, Ronald L. Rivest, Clifford Stein: *Introduction to Algorithms*
- [2] Miodrag Živković: *Algoritmi*
- [3] Milan Vugdelija: *Dinamičko programiranje*
- [4] Robert Sedgewick: *Algorithms*
- [5] Daniel Dominic Sleator, Robert Endre Tarjan: *Self-Adjusting Binary Search Trees*
- [6] Douglas Comer: *The Ubiquitous B-Tree*
- [7] William Pugh: *Skip Lists: A Probabilistic Alternative to Balanced Trees*
- [8] Robert E. Tarjan, Caleb C. Levy, Stephen Timmel: *Zip Trees*